

UNIVERSITY OF KWAZULU-NATAL

**DOES THE CHILD SUPPORT GRANT CONTRIBUTE TO
POVERTY ALLEVIATION?
AN INVESTIGATION INTO THE PERCEPTIONS OF
FAMILIES RECEIVING THE CHILD SUPPORT GRANT IN
PHOENIX, DURBAN**

**RENUKA RAGHUNUNDHUN
(ST. NO. 203509405)**

DURBAN

2004

**DOES THE CHILD SUPPORT GRANT CONTRIBUTE TO
POVERTY ALLEVIATION?**

**AN INVESTIGATION INTO THE PERCEPTIONS OF FAMILIES
RECEIVING THE CHILD SUPPORT GRANT IN PHOENIX,
DURBAN.**

RENUKA RAGHUNUNDHUN

Submitted in partial fulfillment for the degree of Masters of Social Work (Coursework) in
the faculty of Community and Development Disciplines, Centre for Social Work.

University of KwaZulu-Natal

December 2004

Submitted with the approval of the supervisor, Dr Barbara Simpson

DR BARBARA SIMPSON: _____

DECEMBER 2004

DECLARATION OF ORIGINALITY

I hereby declare that this dissertation, unless specifically indicated to the contrary in the text, is my own work.

R.D. RAGHUNUNDHUN
University of KwaZulu-Natal

Submitted with the approval of my supervisor, Dr Barbra Simpson

Dr. Barbara Simpson

December 2004

ABSTRACT

DOES THE CHILD SUPPORT GRANT CONTRIBUTE TO POVERTY ALLEVIATION?

AN INVESTIGATION INTO THE PERCEPTIONS OF FAMILIES RECEIVING THE CHILD SUPPORT GRANT IN PHOENIX, DURBAN

By

Renuka Raghunundhun

The purpose of this study was to examine the perceptions of families receiving the Child Support Grant in Phoenix, Durban and to establish whether the Child Support Grant contributes to poverty alleviation or not.

The investigation included establishing whether people who receive the child support grant are able to meet the needs of their child, to document the income, expenditure on households receiving the child support grant, to explore whether the recipients believe that the quality of their life has improved after receiving the Child Support Grant, to ascertain what would be their ideal social security support and to determine the grant holders opinions about the termination of the grant.

Fifty Child Support Grant recipients were interviewed and a questionnaire consisting of fourteen questions were completed and analysed.

The results of the study indicate that the Child Support Grant has contributed significantly towards poverty alleviation in the Phoenix community.

ACKNOWLEDGEMENTS

Sincere appreciation is expressed to Dr Barbara Simpson, my supervisor, for her untiring support for the completion of this study. I also appreciate the help of my family for their time and encouragement.

TABLE OF CONTENTS

CHAPTER 1	1
INTRODUCTION TO THE STUDY	1
1.1 INTRODUCTION	1
1.2 BACKGROUND	1
1.3 RATIONALE FOR THE RESEARCH	6
1.4 PURPOSE OF STUDY	7
1.5 OBJECTIVES OF STUDY	7
1.6 THEORETICAL FRAMEWORK	8
1.7 SUMMARY	9
1.8 PRESENTATION OF CONTENTS	9
CHAPTER 2	10
LITERATURE REVIEW	10
2.1 INTRODUCTION	10
2.2 DEFINITION OF SOCIAL SECURITY	10
2.3 DIFFERENT APPROACHES TO SOCIAL SECURITY: SOME INTERNATIONAL PERSPECTIVES	13
2.3.1 UNITED KINGDOM	13
2.3.2 UNITED STATES OF AMERICA	15
2.3.3 KENYA	16
2.3.4 SOCIAL SECURITY IN SOUTH AFRICA	17
2.3.4.1. POVERTY IN SOUTH AFRICA	18
2.3.4.2. HISTORY OF SOCIAL SECURITY IN SOUTH AFRICA	22

2.3.4.3.	THE STATE’S OBLIGATIONS IN RESPECT TO SOCIAL SECURITY	23
2.3.4.3.1.	SOUTH AFRICAN CONSTITUTION	23
2.3.4.3.2.	THE UNITED NATIONS CONVENTION ON THE RIGHTS OF THE CHILD	24
2.3.4.3.3.	INTERNATIONAL CONVENTION ON ECONOMIC, SOCIAL CULTURAL RIGHTS (ICESCR).....	25
2.3.4.3.4.	THE AFRICAN CHARTER ON THE RIGHTS AND WELFARE OF THE CHILD	26
2.3.4.4.	THE POVERTY RELIEF PROGRAMME.....	26
2.3.4.5.	SOCIAL GRANTS IN SOUTH AFRICA.....	27
2.3.4.6.	SOUTH AFRICA’S LEGISLATION REGARDING PROVISION OF SOCIAL SECURITY AND THE SOCIAL SECURITY ACT	28
2.3.4.7.	WHAT IS THE MEANS TEST?.....	29
2.3.4.8.	WHAT ARE SOCIAL SECURITY PROVISIONS FOR CHILDREN?	30
2.3.4.9.	THE CHILD SUPPORT GRANT	30
2.3.4.9.1.	A CRITIQUE OF THE CHILD SUPPORT GRANT	32
2.3.5	RECOMMENDATIONS FOR IMPROVEMENT IN CHILD SUPPORT GRANT	34
2.3.6	A COMPREHENSIVE SOCIAL PROTECTION PACKAGE.....	34
2.3.7	PHASING IN THE COMPREHENSIVE SOCIAL PROTECTION PACKAGE.....	35
2.3.8	THE CHILD SUPPORT GRANT AS THE FIRST PHASE OF THE INCOME GRANT	35
2.3.9	THE BASIC INCOME GRANT AS THE SECOND PHASE OF THE INCOME GRANTS.....	35

2.3.10	ADDITIONAL RECOMMENDATIONS FROM ACESS	36
2.4	RECOMMENDATIONS BY SOUTH AFRICAN LAW COMMISSION	38
2.5	PRESENT DEVELOPMENTS ON THE CHILD SUPPORT GRANT	41
2.6	CONCLUSION.....	42
CHAPTER 3		44
RESEARCH METHODS		44
3.1	INTRODUCTION	44
3.2	RESEARCH DESIGN	45
3.2.1	TYPES OF RESEARCH DESIGN.....	45
3.3	SAMPLING	46
3.4	DATA COLLECTION METHOD	48
3.4.1	THE ADVANTAGES OF USING THE PERSONAL QUESTIONNAIRE	48
3.4.2	CONSTRUCTION OF THE QUESTIONNAIRE	49
3.4.3	PILOT TESTING	50
3.4.4	ANALYSIS OF DATA	50
3.5	VALIDITY	51
3.6	RELIABILITY	52
3.7	ETHICAL ISSUES	53
3.8	LIMITATIONS.....	54
3.9	CONCLUSION.....	54
CHAPTER 4.....		55

ANALYSIS OF THE DATA AND DISCUSSION OF RESULTS.....	55
4.1 INTRODUCTION	55
4.2 IDENTIFYING PARTICULARS OF RECIPIENTS.....	55
4.2.1 GENDER OF CHILD SUPPORT GRANT RECIPIENTS.....	55
4.2.2 AGE OF CHILD SUPPORT GRANT RECIPIENTS.....	56
4.2.3 POPULATION GROUP OF CHILD SUPPORT GRANT RECIPIENTS.....	57
4.2.4 THE RELATIONSHIP OF THE CHILD SUPPORT GRANT RECIPIENT TO HEAD OF HOUSEHOLD.....	58
4.2.5 MARITAL STATUS OF THE CHILD SUPPORT GRANT RECIPIENTS.....	59
4.3 HOME CIRCUMSTANCES OF RECIPIENTS	60
4.3.1 CHILD SUPPORT GRANT RECIPIENT’S SPOUSE / PARTNER LIVE IN THIS HOUSEHOLD.....	60
4.3.2 LEVEL OF EDUCATION OF THE CHILD SUPPORT GRANT RECIPIENTS.....	61
4.3.3 TYPE OF DWELLING THE CHILD SUPPORT GRANT RECIPIENTS RESIDE IN.....	62
4.3.4 TOTAL NUMBER OF ROOMS IN THE DWELLING.....	63
4.3.5 NUMBER OF PEOPLE LIVING IN CHILD SUPPORT GRANT RECIPIENT HOUSEHOLD.....	63
4.3.6 NUMBER OF HUNGRY CHILDREN IN THE HOUSEHOLD IN THE PAST 12 MONTHS.....	64
4.3.7 GRANTS RECEIVED BY MEMBERS OF HOUSEHOLDS.....	65
4.3.8 MAIN SOURCE OF INCOME IN THE HOUSEHOLD.....	66
4.3.9 TOTAL HOUSEHOLD EXPENDITURE IN THE LAST MONTH.....	67

4.4	THE CHILD SUPPORT GRANT	68
4.4.1	NUMBER OF CHILDREN BELOW 13 YEARS OF AGE THAT RECEIVE THE CHILD SUPPORT GRANT.	68
4.4.2	EXPENDITURE OF CHILD SUPPORT GRANT.	69
4.4.3	IS THE CHILD SUPPORT GRANT OF R170, 00 ADEQUATE? ...	70
4.4.4	HOW MUCH MORE INCOME WOULD YOU NEED TO MEET THE EXPENSES FOR THE CHILD?	71
4.4.5	PRIOR TO RECEIPT OF THE CHILD SUPPORT GRANT.....	72
4.4.6	QUALITY OF LIFE.	72
4.4.7	QUALITY OF LIFE IMPROVEMENT.....	73
4.4.8	AGES THE CSG SHOULD COVER.....	74
4.4.9	ACCEPTANCE OF THE PRESENT AGES OF CSG (0-13 YRS)...	75
4.4.10	TERMINATION OF CHILD SUPPORT GRANT.	76
4.5	CONCLUSION.....	77
CHAPTER 5		78
CONCLUSION AND RECOMMENDATION		78
5.1	OVERVIEW	78
5.2	SUMMARY OF FINDINGS.....	80
5.3	RECOMMENDATION	87
5.3.1	RECOMMENDATIONS FOR PRACTICE.....	87
5.3.2	RECOMMENDATION FOR POLICY.....	89
5.3.3	RECOMMENDATION FOR RESEARCH	89
5.4	CONCLUSION:.....	90
LIST OF REFERENCES.....		91

LIST OF TABLES

TABLE 1: GENDER OF CSG RECIPIENTS.....	55
TABLE 2: AGE OF CSG RECIPIENTS.....	56
TABLE 3: POPULATION GROUP OF CSG RECIPIENT	57
TABLE 4: THE RELATIONSHIP OF THE CHILD SUPPORT GRANT RECIPIENT TO HEAD OF HOUSEHOLD	58
TABLE 5: MARITAL STATUS OF THE CHILD SUPPORT GRANT RECIPIENTS.....	59
TABLE 6: CHILD SUPPORT GRANT RECIPIENT'S SPOUSE / PARTNER RESIDE IN THIS HOUSEHOLD	60
TABLE 7: TYPE OF DWELLING THE CSG RECIPIENT RESIDES IN.....	62
TABLE 8: TOTAL NUMBER OF ROOMS IN THE DWELLING.....	63
TABLE 9: NUMBER OF PEOPLE LIVING IN CSG RECIPIENT HOUSEHOLD	63
TABLE 10: NUMBER OF HUNGRY CHILDREN IN THE HOUSEHOLD IN THE PAST 12 MONTHS	64
TABLE 11: GRANTS RECEIVED BY MEMBERS OF HOUSEHOLD	65
TABLE 12: MAIN SOURCE OF INCOME IN THE HOUSEHOLD.....	66
TABLE 13: NUMBER OF CHILDREN BELOW 13 YEARS OF AGE THAT RECEIVE THE CSG	68
TABLE 14: IS THE CSG OF R170,00 ADEQUATE.....	70
TABLE 15: INCOME REQUIRED TO MEET EXPENSES	71
TABLE 16: PRIOR TO RECEIPT OF THE CHILD SUPPORT GRANT.....	72
TABLE 17: QUALITY OF LIFE	72
TABLE 18: TERMINATION OF CSG.....	76

LIST OF FIGURES

FIGURE 1: LEVEL OF EDUCATION OF THE CSG RECIPIENTS	61
FIGURE 2: TOTAL HOUSEHOLD EXPENDITURE IN THE LAST MONTH	67
FIGURE 3: EXPENDITURE OF CSG	69
FIGURE 4: QUALITY OF LIFE IMPROVEMENT	73
FIGURE 5: AGES THE CSG SHOULD COVER	74
FIGURE 6: ACCEPTANCE OF THE PRESENT AGES OF CSG (0-13 YRS)	75

APPENDICES

APPENDIX 1:

Questionnaire

CHAPTER 1

INTRODUCTION TO THE STUDY

1.1 INTRODUCTION

The South African constitution states that, “Everyone has the right to have access to ...social security, including if they are unable to support themselves and their dependents, they require appropriate social assistance”. This research study explores the effect that the child support grant has on alleviating poverty amongst single mothers in Phoenix in South Africa.

This introductory chapter provides the background to the research and discusses the rationale for the study. It specifies the objectives of the study and provides a discussion of the theoretical framework guiding the study.

1.2 BACKGROUND

Social assistance plays a vital role in the alleviation of poverty for children, women, the elderly and people with disabilities and their families. The Department of Social Development provides social grants to over four million beneficiaries, representing income support to a large number of poor households. Government has committed itself to ensuring that this vital source of income for the most vulnerable sector of the community continues to contribute to development and the eradication of inequality (www.socdev.gov.za).

It is widely acknowledged that social grants are an effective poverty alleviation program. However, the Committee for the Restructuring of Social Security (CRSS) found that the service remains fraught with problems. The delivery of grants were found to remain fragmented, poorly managed, racially divided, under-resourced and beyond the reach of the vast majority of the needy (CRSS report, 2001:4).

The Bill of Rights, as stipulated in section 27(1)(c) of the South African Constitution, says that everyone has the right to have access to social security, including appropriate social assistance if they are unable to support themselves and their dependants. The State must also take reasonable legislative and other measures, within its available resources, to achieve the progressive realization of each of these rights.

The Social Assistance Act of 1992 makes provision for social grants that are paid by the government to people who qualify for them so that they can have access to their constitutional rights. Grants are only for South African citizens who do not have the means to support themselves. The grants are classified into Old Age Grant, Disability Grant, War Veterans Grants, Child Support Grant, Care - Dependency Grant, Foster Care Grant and Grant-in-Aid.

Grants are paid to the recipients once a month by various methods of payment. Payment methods include: through the Post Office, bank account deposits, cash payments by the clerk, computerized payment at the pay-point and payment by cheque.

Social assistance grants are one way in which the government gives you access to ones' constitutional rights. Everyone pays taxes to the government via income tax and V.A.T.

Only a fraction of this money is used to pay social grants to people who cannot support themselves and / or their families (Lund, 1996:13).

South Africa has a high level of poverty with more than one out of three households living in poverty. Poverty is the combined impact of different levels of deprivation, security, limited access to education, absence of basic services and facilities and no security of land tenure. The majorities of poor households are black and are located in rural areas. Moreover women and children are amongst the groups most vulnerable to poverty.

In general, poverty rates are worst for the African population, and White South Africans are the wealthiest indicators, for Coloured people tend to look more like those for Africans though they are not as extreme. Social and economic indicators for the Indians population have come to resemble those of Whites in recent years (Lund, 1996:1-2).

“Social Policy” is defined as the formal provisions (such as policies, legislation and projects) set up to meet key social needs, such as health care, welfare, educational services and minimum livelihood (www.socdev.gov.za). The ultimate objective of social policy is to enhance well being and capabilities, and to improve nutrition, literacy and equity.

The South African government has put various policies and programs in place to address the levels of poverty and meet the social needs of people living in such conditions. Since 1994 the governments approach has shifted from a welfarist approach where poor people are regarded as recipients of support and “handout” to a development approach within

which the empowerment of poor people is viewed as a central element of social development (www.socdev.gov.za).

The Poverty Relief Program commenced during the 1997/1998 financial year. The aim of the program was to alleviate poverty especially in the rural areas nationally through initiating income generating projects and capacity building to the previously disadvantaged groups of society. During this financial year 1997/1998 the National Department of Welfare was allocated R50 million from the Poverty Relief and infrastructure Fund. The KwaZulu-Natal Province was allocated R4,4 million out of which Durban Region was allocated R1605 152, which is 36,8%.

During the 1998/1999 financial year a total of R203 million was allocated nationally. The KwaZulu-Natal Province was allocated R21 million and Durban Region was allocated R2199 597 which 10, 47% of the provincial allocation. The money was distributed to 42 projects in the regions.

In the 1999/2000 financial year the national allocation funding was used to fund national projects. Poverty is the second large challenge facing government after HIV/AIDS. KwaZulu-Natal is one of the provinces, which have the highest rate of HIV/AIDS thus placing an additional future challenge of dealing with AIDS orphans. The poor in KwaZulu-Natal are found both in urban and rural areas. The Durban region in particular has both urban poor and rural poor.

A substantial number of people in the Durban Region live in poverty. Industrialization, which resulted in migration of people to urban areas coupled with political conflict in the province, has resulted in unplanned urbanization and movement towards developed

nodes. Most of these people live in absolute poverty and this contributes to the escalation of social pathologies. Consequently a large number of child support beneficiaries and state maintenance grant beneficiaries are allocated in the urban areas. On the other hand the Durban region has rural areas that require urgent intervention. Four of these areas are regarded as poverty pockets and are in dire need of social upliftment and development (The Social Development Unit, 2001:1-24).

December 1997 saw the promulgation of the welfare laws Amendment Act. This introduced the new child support grant on 1 April 1998 and announced the cessation of the state Maintenance Grant.

The phasing out of the state maintenance grants came about as a result of recommendations made by the Lund Committee following their investigations in the entire system of support to families and children in South Africa undertaken in 1996. It was found that the maintenance grant reached a comparatively small number of families and access to this type of assistance was limited. During February 1998 a total of 3647 adults and 58655 children were in receipt of the maintenance grants in the KwaZulu-Natal province.

A significant problem experienced with the maintenance grant system was that applicants made false statements in their applications and the grant did not reach the most needy. Therefore by the year 2002 the grant had ceased to exist. One of the principles behind both the phasing out of the maintenance grant and the introduction of the child support grant is that this should be linked to sustainable development with the intention to provide these clients an alternative to being on state support, and to emphasize the need

to assume responsibility for themselves (Prince Zulu- KwaZulu-Natal Policy Speech, 1998:6).

This link to development is a major change for the concept of social security in this country. It is also necessary that the social security system be seen as only one of the government's anti-poverty strategies and the child support grant as a supplement to income.

This grant is not limited to the parent of young children only, but is paid to the primary caregiver of these children. The second significant change incorporates the new grant of "household income" being considered when applying the means test. Thirdly the new grant is very specifically targeted at rural communities, informal settlements and children under the age of nine in impoverished households.

The child support grant aims to reach three million children from poor households within a five-year period. Qualifying criteria include the need to link the child to primary health care service. The grant is only paid to South African citizens (Prince Zulu- KwaZulu-Natal Policy Speech, 1998:6).

1.3 RATIONALE FOR THE RESEARCH

Since the phasing out of the maintenance grant many families continue to suffer the extremes of poverty in the Phoenix community. Being a social worker at the Department of Social Welfare in Phoenix for the past ten years, the researcher's experience is that many families continue to approach us for public assistance or social assistance.

Although the government trained social security staff to inform the community of the phasing out of the maintenance grant and the introduction of the child support grant the

consequences were disastrous. Many families did not meet the criteria for the child support grant and hence were left with no support from the government. These families suffered the onslaughts of poverty. Many families did however apply for and were successful in accessing the child support grant.

Having provided a brief background as to the rationale for my research this study therefore aims to investigate the effects of child support grant on poverty alleviation in households receiving such grants in Phoenix. It is hoped that the results of this study will contribute to our understanding of the impact of the child support grant on poor families. This information will assist social workers in planning appropriate programmes to assist these families become more independent and to plan for the future. It is hoped that the information obtained from this study will be useful in policy formulation.

1.4 PURPOSE OF STUDY

To investigate the effects of the child support grant on poverty alleviation in households in Phoenix, Durban.

1.5 OBJECTIVES OF STUDY

The objectives of the study are as follows:

- To explore whether people who receive the child support grant are able to meet the needs of their child or not;
- To document the income and expenditure of households receiving the child support grant;
- To explore whether the recipients believe that the quality of their life has improved after receiving the Child Support Grant or not;

- To ascertain what would be their ideal social security support; and
- To determine the grant holders opinions about the termination of the grant.

1.6 THEORETICAL FRAMEWORK

The Ecological Systems Approach will be utilized in this study. This system studies the connections and relationships between families and their social environment, in other words the school, work, church, and any other system with which the family has daily contact.

Like Egan and Cowan (1979), adherents of the ecological perspective also study families in terms of four levels-the microsystem, mesosystem, exosystem and macrosystem.

Families are influenced by systemic events at all levels, and family functioning cannot be understood properly without knowledge of the nature and functioning of each of these four systems. Some of the components of the exosystem and the macrosystem that seem to have a pronounced influence on families are national economic policy, racial relationships, class differences and discrimination on the basis of sex or faith.

Social inequality and poverty are among the conditions having the most traumatic effect on family functioning. The impact of the exosystem and the macrosystem can be seen, for example, with people who are physically handicapped and unable to get employers in the open labour market to recognize their abilities because of public prejudice and unfair employment practices. Clearly, this will have a profound effect on their families.

1.7 SUMMARY

This chapter introduced the topic followed by the context of the study. A brief background was provided, the objectives of the study were stated and the theoretical model of the study was explained.

1.8 PRESENTATION OF CONTENTS

The first chapter presents an introductory overview of the study, background, rationale, purpose of study, theoretical framework guiding the study.

Chapter two presents a review of literature.

Chapter three discusses the methodology of the research followed by a discussion of the research design, sampling methods, data collection instrument for collecting data, data analysis and validity and reliability issues. Lastly, ethical considerations are explained and limitations of the study highlighted.

Chapter four is devoted to the analysis of the data and the discussion of results.

The last chapter presents conclusions and recommendations based on the findings.

Conclusions are drawn from the findings of the study.

CHAPTER 2

LITERATURE REVIEW

2.1 INTRODUCTION

This literature review begins with a discussion of social security, the different approaches to understanding it and how it is implemented in different parts of the world. Because social security is a way of meeting the most basic needs of people, a discussion of poverty in South Africa and the role of social security in alleviating poverty follows. A detailed discussion about the child support grant which is the focus of this research study then follows.

2.2 DEFINITION OF SOCIAL SECURITY

The White Paper for Social Welfare, (1997:48) defines social security as follows:

"Policies which ensure that all people have adequate economic and social protection during unemployment, ill health, maternity, child rearing, widowhood, disability and old age, by means of contributory and noncontributory schemes for providing for their basic needs. State social assistance grants include the following four categories of benefits: Those associated with old age, disability, child and family care, and relief for the poor."

According to Oliver (1999:11), the social security system in South Africa has four fundamental and inter related elements. Firstly refers to private savings where people voluntarily save for unexpected contingencies such as disability retirement and chronic diseases. Secondly, social insurance refers to joint contributions made by employers and

employees to pension or provident funds, or social insurance covering other unexpected events. Government may also contribute to social insurance covering accidents at work. The third element is social assistance where non-contributory and income tested benefits provided by the state to groups such as people with disabilities, elderly people, and unsupported children and parents and children who are unable to provide for their own minimum needs. In South Africa this social assistance takes the form of social grants. The final element is social relief where short term relief to tide people over a particular individual or community crisis. This is non-contributory and needs tested.

There are various approaches to understanding and designing Social Security Systems. Le Roux (2001) suggests the following systems. The first system is the Neo-Liberal Route which stresses flexible labour policies, expenditure cuts, and “workforce” instead of “welfare” provisioning, through public work-programmes rather than cash-payouts. While creating more jobs, such systems have generally increased the inequality, and such public works programmes have been unsuccessful in South Africa. Countries that use such an approach are Chile and USA.

The second approach is the Development Approach where land reform programmes are the key to development, but according to Le Roux this approach will only help 5% of the population in South Africa due to the large non-agricultural population. Japan and China are countries using this approach.

The third approach is the Conservative Welfare State which calls for the provisioning of a basic safety net to all, with investments in health and education. It supports unemployment grants to guarantee a minimum income to all people. Under this approach

the South African system is seen as creating poverty traps, and the disability and child grants are badly targeted. Germany is another country that employs this system.

The fourth approach is the Social Democratic Welfare State. This approach encourages active labour market policies, with employee protection, universal high grants, rapid state employment expansion and free health and education at all levels for all. Sweden is such an example and has achieved the most equal society in the world, but with very high expenditure. South Africa's Old-Age Pension represents an almost universal grant, of a relatively high amount and is an example of where South Africa implements aspects of this system. In addition, Le Roux (2001) suggests that South Africa's system would fall under the Social Democratic Welfare state system if the Child Support Grant was extended to children under the age of 19 years, and if a universal Basic Income Grant of a sufficient high level were provided. He suggests this be financed through the increase of VAT, which would automatically result in higher income families paying more.

The fifth is the Socialist State approach which focuses on state ownership of most of the means of production, employment for all, and the provision of health, childcare and education for all. It claims to reduce absolute poverty and achieve equality. However per capita incomes remain low and these are usually one party state with suppression of any opposition. In South Africa, the Congress of South African Trade Unions goal and the suggested Basic Income Grant would fall under this approach "A very high level of Basic Income Grant will be a significant step to creating a more Socialist type of society" (Le Roux 2001).

2.3 DIFFERENT APPROACHES TO SOCIAL SECURITY: SOME INTERNATIONAL PERSPECTIVES

In an attempt to understand the variety of ways in which social security systems have been implemented, a discussion of three different countries is now presented. These are the United Kingdom, the United States of America and Kenya.

2.3.1 UNITED KINGDOM

The United Kingdom has one of the oldest systems of social security in western society and has been instrumental in influencing the development of social security systems worldwide and in particular South Africa.

The Elizabethan Poor Laws (late 16th century) established the use of the workhouse for the poor and old. The principle of less eligibility was established and this kept benefit levels lower than the lowest wage. The workhouse test provided indoor relief for the able bodied poor that would be so distasteful that independent labor would be preferred to welfare dependence (Digby, 1989:33).

From 1945 with a Labour government in control, the United Kingdom reformed its system and various initiatives were implemented to provide a comprehensive social security system. The Central Government was responsible for Welfare Services through the Department of Health and Social Security. Regional and Local Department of Health and Social Services monitored national benefit rates and entitlement conditions centrally administering income. National health services provided comprehensive and virtually free health care to all residents. This was centrally administered by regional and district health authorities and bodies with policy making and executive responsibilities. Local

Authorities developed social services departments although structure and resources varied.

The aged were guaranteed minimum state income, free health services, access to personal social services such as community care (domiciling services). There was also limited financial assistance to those caring for aged relatives. There is also an extra tax allowance where those solely dependent on state benefits were lifted above the Income Tax threshold. Physically challenged war pensioners and those injured at work were treated most generously. Next were those disabled in employment, then the poorest provision to those with no history of employment. Community care programs for the disabled were set up and hospitals provided day care, workshops, hostels or discharge units and community nursing services. A further aspect that was dealt with involved redistribution towards needy families. Needy families with children under 16 years of age received a benefit (Dixon, 1987:40).

Another activity was that the local authorities had the statutory duty to promote the welfare of children, to provide for children in trouble and to receive children deprived of normal family lives into substitute care. This was done by providing social work services, residents care, fostering etc. Charges were based on parent's income. Family income support dealt with family poverty. An attempt was made to increase work incentives by improving the work income of those with children on low income (Dixon, 1987:40).

2.3.2 UNITED STATES OF AMERICA

The USA government-social welfare system had its roots in English poor Law, which was a codification of Laws by the British Parliament to regulate and establish government involvement in the provision for the needy. This was carried over to the American colonies for provision to their poor citizens (Johnson 1994:11).

The social welfare system was an attempt to respond to human needs within its society. The human needs in question being the resources people need to survive as individuals and function appropriately in society. The public welfare system was government regulated. America provided for its own poor citizens.

The public welfare arrangement grants made for the State to provide income and maintenance programs for mothers with dependence children, for those who had no fathers, for the blind, old ages systems over 65 and for the totally and permanently disabled.

The Social Security Act of 1935 provided for 3 primary means of helping people to cope with social disadvantages. The National Social Insurance Program required participation by people involved in business and industry, sharing of annual premiums by employees/ers family bread winner who passed away and their benefits were given to their dependant children under 18. Therefore widows, retired, disabled and blind benefited from monthly pensions. The second program was the Public Program whereby the State received federal funds to provide cash assistance to the impoverished, aged, widowed, orphaned and blind. The third was the social and economic assistance to beneficiaries (Johnson 1994:11).

The Social Security Act of 1935 provided social insurance programs for dependent children, for widows, retired, disabled and the blind. States received federal funds to provide for the impoverished aged, widowed, orphaned, blind and disabled, and for families with dependent children.

The public welfare systems were not the same in all states. Some states not only provided cash, but also provided social services, juvenile correction programs, mental health, and vocational rehabilitation, hospitals homes for the aged, employment services, maternal and child welfare programs and public health. Grants and assistance varied from state to state.

2.3.3 KENYA

The social welfare system was inherited from British colonial power. It was aimed at the achievement of a modern developed society that would be just and egalitarian. On the 12th of December 1963, Kenya gained independence from Britain and inherited a Social Welfare state well designed for colonials. This included high cost education schools, substantial housing allowances for civil servants and foreign inductive pay.

The countries independence benefits were designed to attract Europeans for colonial services. The emerging African elites also enjoyed some benefits. This left out most African poor. There were same gaps as before between Africans and Europeans.

Under the British rule the Europeans benefited through the manipulation of the social services. The education system was different in terms of schools and curricula's. The Europeans were allowed decision making with higher salaries. The Asians provided skill labour and were in middle management. The Africans were unskilled.

The National Security Act (1963) created mainly to ensure workers have greater security in old age, traditional respect for old people, aged parents taken care by children and the extended family system.

Through relevant departments, government provided social services in, community development, education, public health, housing developments, water, social welfare, training, sports, vocational rehab, national libraries, culture and museums. The focus was predominantly in urban areas. Kenya did not have statutory welfare grants as social security for, the aged, disable people and those who needed government assistance.

The only statutory social security payments were made by the provident fund for those members retired from unemployment. There was also traditional mutual aid of family or clan in rural areas where cattle was left with relatives who lived far away. The Government provided the social services but focused on urban areas (Olorunsola, 1972:50).

2.3.4 SOCIAL SECURITY IN SOUTH AFRICA

This section deals with the social security system in South Africa. It begins by explaining poverty in South Africa, and then goes on to discuss the history of social security in South Africa, the State's obligations in respect to Social Security, the Poverty Relief Programme, Social grants in South Africa, South Africa's Legislation Regarding Provision of Social Security and the Social Security Act, the Child Support Grant, recommendations for improvement in the Child Support Grant, a comprehensive Social Protection Package, recommendations by South African Law Commission and present developments on the Child Support Grant.

2.3.4.1. POVERTY IN SOUTH AFRICA

South Africa is characterized by extremes of wealth and poverty and of inequality. It is classified as a middle-income developing country, but has “two nations” within it, a small number of very wealthy people, and the vast majorities who are very poor.

The Project for Statistics on Living Standards and Development (P.S.L.S.D:1995:4) shows that poverty is racially distributed with 95% of the poor are Africans. Lund (1996) concurred with this stating that in general, poverty rates are worst for the African population, and White South Africans are the wealthiest. Indicators for Coloured people are similar to those for Africans though they are not as extreme. Social and economic indicators for the Indian population have come to resemble those of Whites in recent years (Lund, 1996:1-2).

The Taylor committee of inquiry found that in the year 2000 at least 45% of the South African population lived in absolute poverty (defined as less than us \$2/day)(committee of Inquiry into a comprehensive system of Social Security for South Africa, 2002) considering childhood poverty specifically the Institute for Democracy in South Africa (IDASA) suggest, on the basis of the 1999 October Household Survey results, that using an absolute poverty line of R400/Month, 75% of children in the country live in poverty. This equates to approximately 14 million children under the age of 18 years (Cassiem & Streak 2001). And on the basis of a variety of measures South African poverty levels are argued to be worsening (Couture 2003).

There is also a spatial aspect to poverty distribution in South Africa with 95% of the poor living in rural areas, although only just over half of the population lives there and has a gender dimension: many of the very poorest households are those headed by younger women in rural areas (Reconstruction and Development Program: 1995:30).

Poverty is the second large challenge facing government after HIV/AIDS. KwaZulu-Natal (the province in which the study took place) is one of the three provinces, which have the highest rate of HIV/AIDS thus placing an additional future challenge of dealing with AIDS orphans. The poor in Kwa-Zulu-Natal are found both in urban and rural areas. The Durban region in particular has both urban poor and rural poor.

A substantial number of people in the Durban Region live in poverty. Industrialization that resulted in migration of people to urban areas coupled with political conflict in the province has resulted in unplanned urbanization and movement towards developed nodes. Most of these people live in absolute poverty and this contributes to the escalation of social pathologies. Consequently a large number of child support beneficiaries and state maintenance grant beneficiaries are allocated in the urban areas. On the other hand the Durban region has rural areas that require urgent intervention. These areas are regarded as poverty pockets and are in dire need of social upliftment and development (The Social Development Unit, 2001:1-24).

South Africa has a high level of poverty with more than one out of three households living in poverty. Poverty is the combined impact of different levels of deprivation, security, limited access to education, absence of basic services and facilities and no security of land tenure. The majority of poor households is Black and is located in rural

areas. Moreover women and children are amongst the groups most vulnerable to poverty (The Social Development Unit, 2001:1-24).

The effects of poverty on children are serious. The close association between unemployment and poverty has important consequences for children. Judith Streak of Children's Budget Unit in the Institute for Democracy of South Africa (IDASA) recently completed an overview of some possible ways of measuring and quantifying child poverty in South Africa. Among them are poverty measured or characterized via income, food insecurity, and children's own experiences. There are other possible health indicators of child poverty, including infant mortality levels, malnutrition and stunting (IDASA).

Woolard used two poverty lines in her analyses. "An amount of R215/month per capita (in 2000 Rand) was chosen as a line for measuring the number of children living in deep poverty...R430 / month per person (in 2000 Rand) was chosen as a higher poverty line." (Streak 2004:5). In other words, Woolard suggests that those children living in households with less than R430 per month per person using the 2000 Rand value are poor. Similarly, those children living where households have R215 per month per person using the 2000 Rand value, are ultra poor or living in deep poverty. These lines are of course somewhat arbitrary, and depend on a range of assumption.

A comparison with other measures of absolute poverty (such as \$1 or \$2 a day per person), suggest that the lines used by Woolard might be a little high. (Streak 2004) Also, using an income measure does not necessarily capture a child's likelihood of deprivation, as some poor families may run subsistence farms or through other mechanisms meet some level of basic needs for the children in their care without

substantial cash income. Poverty lines do however provide an important tool in this kind of analysis. They allow us to answer, to the best of our ability, questions about how many children are poor, whether this number is increasing or decreasing, and how many of those poor children are receiving some form of poverty alleviation through the provision of the Child Support Grant.

Using these poverty lines, Woolard calculated the child poverty rates at provincial and national level in South Africa. Using the R430 line, Woolard found that 74.9% of children of ages 0-17 in South Africa are poor. This works out to be more than 13 million children. Poverty is not, however, evenly distributed across the country. KwaZulu-Natal, the Eastern Cape and Limpopo together “were home to 60% of our income poor children.” (Streak 2004:7). Even if the reader concludes that the poverty lines used in this analysis are inflated, it is still staggering that nearly 75% of South African children have access to less than R430 per month each for their housing, electricity, clothing, shoes, schooling, educational materials, and nutrition and play needs.

Calculating the number of children who are in deep poverty, the ultra-poor, reveals a slightly different picture. With the R215 poverty line, Woolard finds that 54.34% of children across South Africa are ultra-poor. This means that some 9.7 million children from birth to age 17 are living in deep poverty. Again the Eastern Cape (72%), Limpopo (69%) and Kwazulu-Natal (60%) experience the highest child poverty rates. (Streak 2004:8).

2.3.4.2. HISTORY OF SOCIAL SECURITY IN SOUTH AFRICA

Social Welfare in South Africa has been shaped by colonial and since 1948, by apartheid administrations. MacPherson (1987) argues that in pre-Colonial times Social Welfare needs were met by mutual support by individuals, communalism, and support by the wider society.

However in colonial times, the social relations that developed came into conflict with those traditional models of support. Colonial administrators adopted the social economic organization of the colonies to their own interest. Their primary aim was in establishing conditions necessary for sustaining economic activity. Indigenous inhabitants had to adopt to meet the demand of the colonial powers (MacPherson, 1987:27).

Social Welfare was designed to benefit whites and Social Welfare Policy was influenced by Darwin's theory on the hierarchy of races from primitive to civilised. Social conflict arose due to the struggle between "superior" and "inferior" races whereby inferior races had a negative effect on the superior races, and this was used to justify racially segregated welfare policies about programs. The apartheid legislation included the Population Registration Act (Act No 30 of 1950) which was responsible for segregation of racial categories leading to differential welfare policies for the different groups. People of colour were denied citizenship, welfare rights and access to social welfare in a common society.

In 1928 the Social Welfare grants were for Whites only. In 1943 Black pensioners qualified for pensions which was initially only in urban areas and at very minimal rate.

In 1965 the government decided to introduce a uniform pension to all Black elderly people in order to discourage them from migrating to the cities.

In 1975, R15 per month was given to Africans whose income did not exceed R128 per month. The former independent state of Transkei did not use a means test and all pensioners received R225 a month. In 1993 parity was given to all races but this was not equal to the delivery of services (MacPherson, 1987:30).

2.3.4.3. THE STATE'S OBLIGATIONS IN RESPECT TO SOCIAL SECURITY

The South African government has an obligation to assist those in need and to provide resources necessary for people to meet their basic needs. These obligations are specified in the Constitution as well as a number of international agreements which compel it to give attention to social security issues. Each of these will now be discussed.

2.3.4.3.1. SOUTH AFRICAN CONSTITUTION

The South African Constitution is the most significant document of the republic of South Africa and all legislation must comply with the provision of the constitution. There are several articles in the constitution which relate to the social security of the country's citizens.

These are:

- Every one has the right to have access to social security and to social assistance if they are unable to support themselves or their dependants. The state is required to take reasonable legislative and other measures, within its available resources, to achieve the progressive realisation of this right. Section 27(1)(c).

- Children have the right to shelter, basic nutrition, basic health care services and social services. Section 28(1)(c).
- Children have the right to be protected from maltreatment, neglect, abuse or degradation. Section 28 (1)(d).

In a recent Constitutional Court case (Government of the Republic of South Africa and Others vs. Grootboom and Others 2000) the court found that basic economic and social rights must be provided for in government policy and legislation, and it is the State's responsibility to allocate adequate resources and to ensure effective implementation.

The core of the Grootboom judgment is that social programmes will not be considered to be "reasonable" by the Court if they do not cater for "those whose needs are most urgent and whose ability to enjoy all rights therefore is most important". The State is therefore obliged as a minimum to at least provide social security for children in crisis, this includes children living in poverty, children orphaned by HIV/AIDS, children on the streets, children with disabilities, children headed households, children with chronic illnesses and HIV/AIDS and refugee children (Government of the Republic of South Africa and Others vs. Grootboom and Others 2000).

2.3.4.3.2. THE UNITED NATIONS CONVENTION ON THE RIGHTS OF THE CHILD

This Convention was ratified by the South African Government on 16 June 1995.

Relevant articles include the following:

- Every child has the right to a standard of living adequate for his or her physical, mental, spiritual, moral and social development. The parents or others

responsible for the child have the primary responsibility to secure, within their abilities and financial capacities, the conditions of living necessary for the child's development. State Parties must take measures to assist parents and others responsible for the child to implement this right and shall provide material assistance and support programmes, particularly with regard to nutrition, clothing and housing in cases of need (Article 27:1-2).

- Every child has the right to benefit from social security, including social insurance (Article 26:1-2).
- A mentally or physically disabled child should enjoy a full and decent life, in conditions that ensure dignity, promote self-reliance and facilitate the child's active participation in the community (Article 23:1).
- The disabled child has the right to special care and State Parties must provide assistance to the child and those responsible for his or her care to ensure this special care. (Article 23.2)
- Children have a right to participate in decisions affecting them (Article 12).

2.3.4.3.3. INTERNATIONAL CONVENT ON ECONOMIC, SOCIAL CULTURAL RIGHTS (ICESCR)

The ICESCR 2.4.3.3, established in 1966, is the leading international document on socio-economic rights (Cassiem and Streak 2001:24-25). Article 9 of ICESCR states that everyone has the right: “to social security, including social insurance”.

2.3.4.3.4. THE AFRICAN CHARTER ON THE RIGHTS AND WELFARE OF THE CHILD

The African Charter (AC) is a child rights document conceptualized by the organization of African Unity, and signed by South African government in January 2000.

The set of socio-economic rights in the AC is similar to those in the other legal documents discussed above. In line with these, the AC contains a specific clause on non-discrimination which calls for the allocation of resources to child poverty reduction in a way that gives all children equal benefits, regardless of gender, disabilities and rural/urban divides (Cassiem and Streak 2001:33).

2.3.4.4. THE POVERTY RELIEF PROGRAMME

The South African government has put various policies and programs in place to address the levels of poverty and meet the social needs of people living in such conditions. The eradication of poverty is an area of priority for a new democratic country such as South Africa. The South African government has budgeted substantial amounts of money, which it channels through the provincial government for social security, with the intention of making a meaningful impact on the lives of the poor in the country (www.socdev.gov.za: accessed on 5-10-2003).

Since 1994 the governments approach has shifted from a welfarist approach (where poor people are regarded as recipients of support and “handout” to a development approach, within which the empowerment of poor people is viewed as a central element of social development (www.socdev.gov.za: accessed on 5-10-2003).

The Poverty Relief Program commenced during the 1997/1998 financial year. The aim of the program was to alleviate poverty especially in the rural areas nationally through initiating income generating projects and capacity building to the previously disadvantaged groups of society. During this financial year 1997/1998 the National Department of Welfare was allocated R50 million from the Poverty Relief and Infrastructure Fund. The KwaZulu-Natal Province was allocated R4, 4 million out of which Durban Region was allocated R1 605 152, which is 36,8% (www.socdev.gov.za: accessed on 5-10-2003).

During the 1998/1999 financial year a total of 203 million was allocated nationally. The KwaZulu-Natal Province was allocated R21 million and Durban Region was allocated R2198700, which was 10, 47% of the provincial allocation. The money was distributed to 42 projects in the regions. In the 1999/2000 financial year the national allocation was used to fund national projects.

2.3.4.5. SOCIAL GRANTS IN SOUTH AFRICA

Recognizing that poverty relief programmes would not be sufficient, Government has introduced a comprehensive grant system to cater for those most needy members of society. With the considerable degree of poverty, the social grant system has become less of a net devised to catch an unfortunate few in times of temporary distress, than a major commitment to help a large fraction of the population over sustained periods of time.” (Aliber 2001:4). The South African non-contribution pension is widely acknowledged as a significant poverty reduction mechanism. Barrientos et al. (2003:5) completed a study on the impact of pensions in Brazil and South Africa and concluded that “Non-contributory pension programmes reduce household vulnerability. Household with a

non-contributory pension recipient show greater financial stability and lower probability of experiencing a decline in living standards.”

While the social security net in South Africa has proven very successful there remain large gaps in it. There is increasing provision for younger children and a well – established Old Age pension, but older children and the working age, unemployed are not provided for at all. Children who are between the ages of nine and fourteen have been unable to receive poverty alleviation grants unless they qualify in terms of disability or the special needs covered by Foster Care Grants. For children over the age of 14, there is no current or planned social security provision. Older children of parents or caregivers unable to find jobs receive no social security unless they are able to access the benefits of an older person in the household receiving an Old Age Pension.

2.3.4.6. SOUTH AFRICA’S LEGISLATION REGARDING PROVISION OF SOCIAL SECURITY AND THE SOCIAL SECURITY ACT

According to Guthrie (2001:1) in South Africa, the state inherited in 1994 a few fragmented grant systems that were racially biased in provision and which did not target many of those vulnerable groups of children. The government has made some changes to the system however it remains fragmented. The current system provides for particular groups, the elderly, and persons with disabilities, children with severe disabilities, foster children and those under 7 years living in extreme poverty. Many groups of children fall through the gaps, such as children infected and affected by HIV/AIDS, street children and poor children over 7 years (Guthrie, 2001:1).

In addition, very little of the existing budget goes to children: 61 % covers old-age, 27% for disability grants, and 12% to children and families. The grants are administered by the provincial departments of welfare in terms of the Social Assistance Act 59 of 1992 and the Child Care Act 74 of 1983. They are also affected by the Welfare Law Amendment Act 1997.

2.3.4.7. WHAT IS THE MEANS TEST?

According to Oliver (1999:268-269) means testing is a practice, that is rarely used correctly and is administratively demanding, which causes delays and has been reported as demeaning. The costs of administering a means test could be better channeled into providing a universal grant to more recipients. One of the essential elements in social assistance is the so called “means test”, which, by its very nature creates, a “poverty trap” by:

- discouraging saving for retirement;
- discouraging people from earning or declaring any income during retirement or whilst receiving parent's or child care grants;
- creating a preference for retirement in capital assets rather than in a pension form;
- and
- encouraging the breaking of the bond between spouses, and encouraging fertility.

All grants regulated by the Social Assistance Act are means tested to ensure that these grants are only paid to families where real need has been established. A means test involves the assessment by an outsider of an individual or family's income and assets.

For the child support grant the means test is linked to personal income. It differentiates between the following:

- If the primary caregiver lives in an urban area in a brick built house with a household income of above R9600p.a. This will exclude them from receiving this grant.
- If the primary caregiver lives in a rural informal dwelling with a household income exceeding R13200p.a.this will exclude them from receiving this grant.

The means test for the foster child grant is based on the child's means. The means test for the care dependency grant is based on the income of the family of the child and not on the household (Social Assistance Act 59 of 1992).

2.3.4.8. WHAT ARE SOCIAL SECURITY PROVISIONS FOR CHILDREN?

The grants are administered by the provisional Departments of Welfare in terms of the Social Assistance Act 59 of 1992 and the Child Care Act 74 of 1983. The Department of welfare makes the following provisions for children, the Child Support Grant, the Care Dependency Grant, the Foster Care Grant, the Disability Grant and the Old Age Grant.

2.3.4.9. THE CHILD SUPPORT GRANT

The Child Support Grant, introduced by the Welfare Laws Amendment Act 106 of 1997, which commenced on the 1 March 1998 and made in terms of section 2(d) of the Social Assistance Act 59 of 1992 is a cash grant from the government to the income of the household of a primary-care giver to enable them to care adequately for the child, and to provide for his/her basic needs. It is means-tested, in order to target the child in poorest families. The primary caregiver is the person who takes primary responsibility for

meeting the daily needs of a child. Any person receiving payment for example, from the child's parent, for taking care of a child is not considered a primary caregiver.

The CSG was introduced in 1997 to replace the State Maintenance Grant (SMG), which was a larger amount but did not benefit the majority of children in need. The intention was to phase in the CSG through incremental age increases; the first age group to be targeted was the 0 to 6-year-olds, as the most vulnerable to poverty, illness and under-development. Since 1998, the age limit has been increased beyond age 7 years and currently stands at 9 years as the age limit.

The international and local evidence prove that increasing family incomes through cash transfers or subsidies reduces poverty levels in households, and enhances the children's development, educational achievement and health status. The current CSG is spent in 75% of cases directly on the household, or it is pooled and the entire household benefits, including the child. Cash transfers are found to be effective for immediate relief of needs for poor children. However, other services and interventions are also essential for a comprehensive attack on poverty (Guthrie 2001:1).

There are many reasons to view this grant as an improvement on the maintenance grant. The no of children that are entitled to the grant is extended from 2 years to no limit in the case of biological children and 6 years in the case of non biological. The grant is payable at a time when children are most vulnerable and mother's are unable to work. Under the maintenance grant the parent did not qualify for any other social grant, whilst the only restriction in this regard is that the caregiver must not be in receipt of any grant for the child.

The maintenance grant was payable to parents only, whilst the Child Support Grant is payable to the primary caregiver who is not necessarily the parent. This indicates a move away from the ideal family in favor of a system, which recognizes the reality of broken homes headed by people who are not necessarily the parents.

2.3.4.9.1. A CRITIQUE OF THE CHILD SUPPORT GRANT

According to the Alliance for Children's Entitlement to Social Security (ACCESS 2000) the main limitations of the current Child Support Grant is the age limit, the means-test, administrative hurdles and the inadequate amount of the grant.

The Constitution defines a child as a person below the age of 18 years, and therefore the age restriction of the Child Support Grant continues to discriminate against children over the qualifying age.

The Child Support Grant is currently R170 (as of April 2004). This translates to approximately R4.60 per day. The Children's sector is of the opinion that this amount is inadequate to meet the basic needs of the child. In addition, the small amount is usually distributed throughout poor households to feed the whole family, which further undermines the little benefits to the child. The practical effect of having the grant at such a low level is that potential beneficiaries do not believe that the administrative hurdles they have to face are worth the effort.

The two tier means-test for the Child Support Grant (rural versus urban threshold incomes) may be problematic, considered unfair, leading to discrimination and administrative complexity.

This has led to low uptake rates. The current threshold amount for the means-test is very low and has not increased since the inception of the grant since 1997. It should have increased with inflation. The public's lack of awareness of the grant, the application procedures and requirements leads to their reduced access to the grant.

Problems of incorrect documentation delay or prevent application processes.

Lack of uniform standards and knowledge of processing cause discrepancies and subjective interpretation by officers.

Non biological caregivers caring for households with more than 6 children do not qualify for more than 6 children. Children under the age of 18 years are not considered as applicants as a result children who are not in the care of adults, such as street children and children heading households cannot access this grant. It does not make provisions for refugee children, tedious administrative procedures and documentation.

This grant is not limited to the parent of young children only, but is paid to the primary caregiver of these children. The second significant change incorporates the new grant of "household income" being considered when applying the means test. Thirdly the new grant is very specifically targeted at rural communities, informal settlements and children under the age of thirteen in impoverished households.

The child support grant aims to reach three million children from poor households within a five-year period. Qualifying criteria include the need to link the child to primary health care service. The grant is only paid to South African citizens (Prince Zulu-KwaZulu-Natal Policy Speech, 1998:6).

2.3.5 RECOMMENDATIONS FOR IMPROVEMENT IN CHILD SUPPORT GRANT

The Alliance for Children's Entitlement to Social Security (ACCESS) was born out of a national consultative workshop held in March 2001 with the Children's and Disability Sectors. The workshop brought together grassroots NGOs, CBOs, research units, academics, provincial and national government departments, policy-makers, and parliamentarians to discuss social security for children in South Africa.

ACCESS now has a membership of over 60 NGOs, with a task team that drives the Alliance and a reference group that provides technical advice. Individuals or organizations which cannot join as full members due to their positions within government or quasi-government bodies, but who wish to support the cause, are able to join as "Friends of the Alliance". This Alliance is essentially a structured channel for civil society organizations to systematically engage in policy and decision-making processes, around a particularly important issue; the state of our nation's Children (ACCESS, 2001).

2.3.6 A COMPREHENSIVE SOCIAL PROTECTION PACKAGE

ACCESS supports the introduction of a package of cash grants and free subsidized services. There is a need for a comprehensive system that provides for all the basic needs of children like food, transport, school fees, school stationery, school uniform, clothes, shelter, safety health care, water and sanitation.

ACCESS calls for more emphasis on nutritional programmes as part of the package.

ACCESS calls for more detail on how access to land and credit, as components of the comprehensive package will be improved. ACCESS calls for no means tests for the universal grants and simplified means test for the special needs grant (ACCESS, 2001).

2.3.7 PHASING IN THE COMPREHENSIVE SOCIAL PROTECTION PACKAGE

Everyone in South Africa should have access to a basic income through the CSG (0-17), BIG (18-5), OA (65 onwards).

2.3.8 THE CHILD SUPPORT GRANT AS THE FIRST PHASE OF THE INCOME GRANT

ACCESS supports the extension of the CSG to all children under 18 years.

They are requesting for the extension to begin immediately through abolishing the means test and allowing all children less than 18 years to apply for the CSG.

They are further calling for a detailed plan to address the many legislative, service delivery and administrative barriers (e.g. Inability to access I.D. documents, complicated application procedures and documentation and clarity to be gained on what happens to the DG) facing CSG applicants.

2.3.9 THE BASIC INCOME GRANT AS THE SECOND PHASE OF THE INCOME GRANTS

ACCESS supports the introduction of a Basic Income Grant for everyone from cradle to grave. It also calls for a detailed plan for the implementation of the BIG with clear time frames to ensure implementation of the BIG in 2006. Furthermore, it suggests that a

detailed plan for improving access to free and subsidized basic services like primary and secondary lifeline water, electricity transport, sanitation, primary health care, housing and skills training be drawn up. Further aspects to be considered would be a review of the school fee and exemption system and the implementation of a system that allows for genuine free education for children who cannot afford to pay (ACCESS, 2001).

This grant is meant for people who are currently not in receipt of social assistance. The removal of the means test will allow people to access the grant more easily, which would help people break away from poverty. With BIG the number of people with no income would be reduced to zero. Extreme poverty will be nearly eliminated.

2.3.10 ADDITIONAL RECOMMENDATIONS FROM ACCESS

In addition to an income grant (CSG) and free basic services, ACCESS calls for children with special needs to be entitled to an additional cash grant and free and subsidized services for their special needs. ACCESS recommends that nutritional support for children must be an essential ingredient of the package.

The primary school feeding scheme must remain as an essential ingredient of the social protection package and be improved upon to ensure that children's nutritional needs are provided for. Children in Early Childhood Development centers, crèches, grade R and secondary schools should also be provided with nutritional support through state funded feeding schemes. The Protein Energy Malnutrition Scheme that provides vulnerable mothers and babies in clinics and hospitals with nutritional support must be retained and improved upon.

All children under 18 years should receive free health care services, especially those with chronic health conditions. There should also be some subsidy for these children to receive free tertiary and specialist health services. Additional services would include: Free transport for children with chronic health conditions, subsidized assistive devices, equipment and transport to hospitals for children with disabilities and chronic health conditions, subsidized housing and electricity for households with children, and subsidized transport for school.

ACCESS calls for the following administrative improvements, simplify and speed up application and assessment process , increase the administrative budget allocated for the implementation of the Child Support Grant, improve the registration of children and provision of birth certificates- this requires increased budget allocation to the Department of Home Affairs for: personnel, training, vehicles, mobile units, outreach to rural areas, develop methods for fast -tracking applications by children infected by HIV/AIDS, develop and strengthen community structures and CBOs/NGOs to assess and administer the grants, improve system of review and appeal for special grants, systems for decentralizing the administration of grants to enable better access, particularly to rural and street children, must be piloted and developed, further debate is required around the age at which a child can apply and receive the grant in its own capacity, i.e. for those children without adult primary caregivers.

This would influence the definition of “Primary Care-Giver”. Some discussion indicated that perhaps at 12 years the child could access the grant, below that age other structures, such as community forums or street children’s forums, could apply on their behalf.

ACCESS emphasizes the need for children's participation in the process of transforming the social security system. Structures should be put in place to enable their informed and supported participation in the decision making processes. Government should listen to children and incorporate their needs and suggestions into their planning process.

2.4 RECOMMENDATIONS BY SOUTH AFRICAN LAW COMMISSION

The South African Law Commission was requested to investigate and review the Child Care Act, 1983 and to make recommendations to the Minister for Social Development for the reform of this particular branch of the law in 1997. A project committee was appointed and an issue paper was published for general information and comment in May 1998. The issue paper was work shopped extensively. A discussion paper was released for comment in December 2001.

Due to the comprehensive nature of the document it was then agreed that the Law Commission would submit to the Minister and the Portfolio Committee the draft legislation at the end of June 2002 in order to allow the Minister the opportunity to introduce the legislation in the second half of 2002. The Commission did submit the seventh draft of the Children's Bill to the Minister and the Chairperson of the Portfolio Committee on the 28 June 2002. Throughout the investigation, the Commission repeatedly stated that any proposals made for law reform must be accompanied and supported by the necessary human and financial resources.

Further, given the large scale poverty in which the majority of children in South Africa live, the impact of HIV/AIDS, and limited resources, the Commission had no option but to consider social security measures for children (Review of the Child Care Act, 2002:1-

3). The following are the important and final recommendations and findings of the Commission. It includes a new draft Children's Bill, which embodies the Commission's recommendations. The report does not include draft regulations, a costing analysis or an implementation strategy (Review of the Child Care Act, 2002:317-337).

The Commission therefore recommended the introduction of the following social security scheme for children, a child grant, a foster care and court-ordered kinship care grant, an informal kinship care grant, an adoption grant, an emergency court grant, a subsidy to enable children with disabilities to obtain assistive devices, subsidies to NGO's contracted to the State to implement programmes and projects giving effect to this Act, fees to welfare organizations who carry out services on behalf of the State and a subsidy to encourage the provision of early childhood development services.

The commission indicated that it would be unrealistic to recommend the extension of the child support grant (the child grant) as a flat rate grant given to all children below 18 years and then recommended that the children's grants be paid in addition to this. This according to the commission would only be possible in an ideal world with unlimited resources. The commission referred to the basic income grant, which also had a broad focus in terms of the target population.

The Commission recommended that the amount of the foster care, court-ordered kinship care and the adoption grant be set at the same level. This would remove the current financial incentive to keep children in long-term foster care. There is justification for setting a lower grant amount in the case of informal kinship care as the State on a narrow interpretation has no constitutional obligation to care for children in informal kinship

care. This is in great contrast to foster care and court-ordered kinship care where state intervention has caused the child to be removed and placed in substitute care.

In the case of the supplementary special needs grant, the Commission is of the opinion that this grant should be payable only to children with chronic illnesses, including HIV/AIDS, and children with moderate to severe disabilities. Furthermore, the supplementary special needs grant should be payable only after the degree of the child's chronic illness or disability has been assessed in terms of an objective prescribed assessment procedure. Provision is made for a socio-medical assessment of both the extent of the disability and the needs of the particular child: the details to be spelled out in the regulations.

Should the supplementary special needs grant be introduced; the current Care-Dependency Grant can fall away. The Commission recommended that subsidies be paid to enable children with disabilities to obtain assistive devices such as wheel-chairs. Such subsidies are to be paid on presentation of an invoice substantiating the purchase. A means test will apply.

The Commission further recommends that subsidies be paid to designated child protection organizations to promote the implementation of programmes and projects giving effect to the Act. The purpose of this subsidy is to compensate these NGO's for the services delivered to children on behalf of the State. The existing social relief of distress grant be utilized more extensively. This could be done through the issuance of a directive to all provincial Departments of Social Development and the courts recommending its use to assist families in crisis. Obviously, the directive must be linked

to a public awareness campaign informing the public at large of the availability of the social relief of distress grant. The Commission recommended this accordingly.

2.5 PRESENT DEVELOPMENTS ON THE CHILD SUPPORT GRANT

The following are some of the most current developments with regard to children and social security (ACCESS, 2003:2-6): The government has made a decision to extend the child support grant in phases to children under the age of 14 years over a period of 3 years. The first phase is from 1st April 2003 to 31st March 2004. Children under the age of 9 may apply for the CSG during this phase. The second phase is from 1st April 2004 to 31st March 2005. Children under the age of 11 may apply for the CSG during this phase. The final phase is from 1st April 2005 to 31st March 2006. Children under the age of 14 may apply for the CSG at this stage. All children who would have turned 7 years in April 2003 and would have fallen off the system will now continue to receive the CSG until the age of 14 years. Cabinet has discussed and made decisions about a comprehensive social security system, at the July 2003 cabinet meeting.

The Report of the committee of inquiry into a Comprehensive Social Security System for South Africa will be discussed by cabinet at this meeting and decisions will be taken towards the social security policy reform direction. The Department of Social Development is reviewing the Social Assistance Act and has proposed a new draft bill to replace the current Act. The draft bill was circulated to a selected mailing list in January 2003 and has been approved by cabinet. In January 2003, the South African Law Commission finished its 5 year process of reviewing and re-writing the 1983 Child Care Act. The development of Social Development is now in the process of getting the draft bill ready for cabinet for approval.

The Draft National Social Security Agency Bill was submitted to the Department of Social Development. The proposal was that a specialist institution be established to manage and administer social grants. This would be a public entity outside of the public service that will be solely responsible for the delivery of social grants. A detailed report is expected to be given to cabinet by June/July 2003. The appointment of a board and executive is expected to ensue between December 2003 and April 2004. The transfer of functions staff and assets is expected to take place as from June 2004-2006. Draft national policy on social relief and distress grants: The Social Assistance Act provides for temporary relief in the form of a cash grant or other benefits, like food parcels, to be provided to people who are in crisis situations or who are awaiting permanent grants. The relief is granted for 3-6 months, however there is no clarity on how to administer this grant, and there is no uniformity in the administering of the grant. The department intends drafting a national policy providing guidelines on the use of social relief of distress grant in order to provide clarity on this issue. Assessment panels for the Care Dependency grants have commenced with effect from April 2003.

2.6 CONCLUSION

In section 17 of the White Paper (Social Development, 1997) the principle of *Ubuntu* is promoted and a spirit of mutual support is, therefore to be fostered. Each individual's humanity is ideally expressed through his or her relationship. *Ubuntu* also acknowledges both the rights and the responsibilities of every citizen in promoting individual and societal well-being. According to the White Paper the government cannot accept sole responsibility for meeting basic physical, economic, social and psychosocial needs. The

promotion of national social development is thus a collective responsibility for which the co-operation of civil society will be needed.

Social security can be an effective safety net for vulnerable groups of children, if implemented in a coordinated, multi-sectoral way. However efficient social services, as well as effective poverty alleviating programmes, must accompany any social security system. There must be the collaboration and co-ordination of all relevant government departments, such as education, health, and finance. Adequate resources must be allocated to social security for children, reprioritizing their needs within the social security budget. The first call must be to children (Guthrie, 2001).

CHAPTER 3

RESEARCH METHODS

3.1 INTRODUCTION

According to De Vos (2002:37), methodology refers to the way in which we proceed to solve problems, thus referring to the research process. Research methodology can be seen as a plan designed for the purpose of finding solutions to the problem. This chapter deals with the research methodology and will provide information on the research design, data collection methods, sampling and data analysis.

This chapter aims to outline the research design that was used for this study. It will also focus on how the data was collected from the child support grant recipients and the sampling strategies that were followed, and it will discuss how the researcher is going to analyze the data that will be found.

Rothman and Thomas (1994) are of the opinion that basic research is a scientific enquiry into a relevant problem that provides an answer contributing to increase in one's knowledge. It is used by the researcher to gain some understanding of the perceptions of the child support recipient's attitude the child support grant.

3.2 RESEARCH DESIGN

“A research design enables the researcher to reach his/her goal and objectives” (De Vos, 1998:42). Selection of an appropriate design for a study is one of the most critical decisions that a researcher must make. Research design is defined by (Thyer, 1993:94) as a “blueprint or detailed plan for how a research study is to be collected” (Thomas, 1992: 220) further defines research designs as “the plans, structure, and strategies of investigations that seek to obtain answers to various questions. It answers the question, what means which we shall use to obtain the information we need?”

This study follows a quantitative approach. (Leedy, 1993:23) identifies quantitative research methodology as dealing with data that is principally numerical. The quantitative methods of study are concerned with counting and finding relationships among events or people. It is also oriented towards objectivity and the use of valid measurement instruments (Rubin and Babbie cited in Hoffman and Salle, 1994:294).

The choice of selecting a research design is important because the research design serves the overall plans for making observations, and collecting, organizing and analyzing information. So the researcher will define research design, outline types of research designs, choose a design that is suitable for this study, and end with a motivation.

3.2.1 TYPES OF RESEARCH DESIGN

According to De Vos (1998:139), there are four main types of research design. These are: A pre-experimental/hypothesis-developing/exploratory design, Quantitative descriptive

designs, Quasi-experimental associative designs and True experimental/cause effect/explanatory design.

This research study used an exploratory design. An exploratory design is applicable to this study, in that this study will explore research question about which little is as yet known, within the framework of quantitative method. According to Marlow (1998:34), “this strategy is undertaken when very little is known about the topic under study”.

While some research regarding social security has been undertaken, no research regarding the child support grant in Phoenix, Durban has been done. Exploratory research often determines a study’s feasibility and raises questions to be investigated by more extensive studies using either the descriptive or the exploratory strategy.

3.3 SAMPLING

De Vos (1998:191) defines a sample as “the element of the population considered for actual inclusion in the study”. The research participants are the recipients of the child support grant in Phoenix.

The sample was chosen using a simple random sampling method. In this simple random sample, “each individual in the population theoretically has an equal chance to be selected for the sample” (Baker, 1999:148). This sampling method provides an equal opportunity of selection for each element in a population.

In order to select the sample, the researcher drew up a table of all the names of recipients of Child Support Grant who in 2004 received the grant.

This list comprised of 202 names. Each of these names was given a number. The numbers were placed in a bag and fifty were picked.

Creswell (1994:119) explains two types of sampling procedures, namely, multi-stage and single-stage sampling procedures. Multi-stage is when the researcher first samples groups in the organization, obtains names of the individuals within each group and then samples within the cluster. Single-stage sampling is one in which the researcher has access to names in the population and can sample the people directly. Probability sampling is the focus in this study.

The sampling method, using probability sampling, in which the probability of selecting each unit from the population is known. This type of sampling increases the representatives of the sample and no subject can be selected more than once in a single sample (Marlow 1998:136). The probability sampling technique involves the selection of a “random sample” from the list containing the names of everyone in the population you are interested in studying (Babbie, 1998:194).

From the above-mentioned types of sampling, simple randomized sampling is applicable to this study. Simple random sampling, according to Bless & Higson-Smith (1995:34), is a simple procedure, which provides equal opportunity of selection for each element in the population.

In simple random sampling it is whereby the population is treated as a whole unit and every element has an equal probability of being selected, in this sample a table was drawn

and starting with a random number, every second persons name was chosen until the sample of fifty people was obtained.

3.4 DATA COLLECTION METHOD

The data collection method can be seen as a system of gathering information from different sources. “There are three different types of data collection method in quantitative research, namely: - indexes and scales, checklist, questionnaires” (De Vos, 2002:171). For the purposes of this study, questionnaires were used to collect the data. This method was chosen as the data will be analyzed quantitatively. Questionnaires are defined as, “a set of questions with fixed wording and sequence of presentation, as well as more or less precise indication of how to answer each question” (Bless & Higson-Smith, 1995:107).

According to De Vos (1998:153), questionnaires are described in different ways, namely: - mailed questionnaires, telephonic questionnaires, questionnaires delivered by hand, group administered questionnaires and personal questionnaires. In this study, personal questionnaires were used. These were administered in an interview situation. The reason to utilize this method is because of the high levels of illiteracy among the recipients.

3.4.1 THE ADVANTAGES OF USING THE PERSONAL QUESTIONNAIRE

Questionnaires are relatively neutral. This depends a great deal on the care with which the questionnaire has been constructed. Ambiguities can be minimized by stating questions as clearly and simply as possible. This was especially important in this research study where a number of participants were expected to be illiterate. The

advantage of this method is that the questionnaire can be designed to be as short as possible, eliminating unnecessary questions, avoiding leading and biased questions. Questions can be structured in two ways, closed ended and open ended. Closed ended questions queries the respondents a limited number of categories to use as answers. Closed-ended questions are easy for the researcher to understand when returned.

Open-ended questions leaves it up to the respondent to create a response, no alternatives are given. There were no double-barreled questions, the questions are clear, focused with no sensitive questions. The questions were in a language that can be understood by the respondent. (Bless & Higson-Smith, 1995)

3.4.2 CONSTRUCTION OF THE QUESTIONNAIRE

The questionnaire consisted of 14 questions in all. Five questions focussed on the particulars of each person in the household, four questions on the child support grant recipient's personal details and the rest of the questions focussed on pertinent details namely education, accommodation, expenses and their views on the child support grant.

The following principles were adhered to when constructing the questionnaire:

- a) Vocabulary – use of vocabulary ensured shared meaning.
- b) Question Content – questions asked were associated with the importance to the research topic.
- c) Question wording – was kept simple to ensure that all respondents has an equal chance of understanding and answering the question. Double-barreled, biased and emotive questions were avoided (Cooper & Emory, 1995)

3.4.3 PILOT TESTING

Six respondents participated in the pilot test to determine the effectiveness and appropriateness of the questionnaire and to determine any weakness in the research instrument. After the pilot test minor changes were made to a few questions so that clarity and understanding of the questions were achieved.

As discussed by Cooper & Emory (1995), the following benefits were derived from pilot testing:

- a) It provided an assessment of the respondent's reaction and interest to the questions and the questionnaire in general. All six participants were interested in the study.
- b) It helped to determine whether the questions evoked the same meaning as intended by the researcher. It was realised during the pilot testing that one of the questions was repeated and this was corrected in the final draft.
- c) It assessed the appropriateness of the question sequence. No problems were encountered.
- d) It was important to assess whether instructions are clear and that they are followed as intended by the researcher. All six participants understood the instruction.
- e) It was important to assess the length and time required to complete the questionnaire. Each questionnaire was completed in forty-five minutes which was considered to be a reasonable time limit.

3.4.4 ANALYSIS OF DATA

“Data analysis in quantitative research entails that the analyst breaks data down into constituent parts to obtain answers to research questions and to test research hypothesis”

(De Vos, 2002: 223). According to Grinnel (1998:22), data analysis was used to conceptualize and operationalize the variable in the study. By conceptualization, Grinnel refers to the process of defining the major concepts of a study. Operationalizing refers to the process utilized in reducing a concept to numeric form. This further defines the concept by attaching quantitative meaning or symbols to the recognized dimensions. Data analysis refers to a search for patterns in data. Once a pattern is identified, it is interpreted in terms of the social theory or setting in which it occurred (Neuman, 2000:426).

As the study is quantitative, data was analyzed quantitatively. The data analysed made it possible to describe ideas and results in absolute, quantitative terms, rather than subject to abstractions. Tables, figures and graphs were used to present the data collected from the respondents. The researcher made use of the Statistical Package for the Social Sciences (SPSS). SPSS is a software package used for conducting statistical analyses, manipulating data, and generating tables and graphs that summarize data.

3.5 VALIDITY

According to Bostwic and Kyte (1981:104-105), “A valid measuring instrument can be described as doing what it is intended to do, as measuring it is supposed to measure, and as yielding scores whose differences reflect the true differences of the variable being measured rather than random or constant errors.” In this research the personal questionnaire was used and only questions that are based on the objectives of the study were asked.

In order to yield scores that reflect the true differences of the variables being measured, the researcher interviewed each participant individually and their responses were computed directly without any alterations. In this way, every attempt was made to ensure that the instrument accurately measured the concepts in question. This complies with DeVos's definition of validity: the instrument actually measures the concept in question, and the concept is measured accurately.

In order to establish the validity of the questionnaire, it is necessary to become accustomed to thinking not of an instrument's validity but rather of validities. This is because validity refers broadly to the degree to which an instrument is doing what it is intended to do and an instrument may have several purposes that vary in number, kind and scope. In attempting to categorize the validities underlying it, content validity is the most important.

Content validity is concerned with the representativeness or sampling adequacy of the content (e.g. topics or items) of an instrument. In this research 50 samples using random sampling were selected from a list of 200 applicants. This ensured that an adequate sample of people that represents child support applicants were selected.

3.6 RELIABILITY

Reliability is a matter of whether a particular technique, applied repeatedly to the same object, would yield the same result each time. Reliability refers to the consistency of a measure. Thus reliability has to do with the amount of random error in a measurement. The more reliable the measure, the less random error in it. The researcher therefore conducted a pilot study with a preliminary group to assess the reliability of the study.

before proceeding with the same group. Therefore the researcher ensured that the property of consistency of the measurement gave the same result on different occasions.

Upon the success of the pilot study the researcher pursued with the administration of the questionnaire. It was envisaged that the structured questionnaire as a data collection method would be reliable and an accurate instrument to the extent that the independent administration of it; or a comparable instrument consistently yields similar results. (De Vos, 2002:47).

Reliability is therefore primarily concerned not with what is being measured but with how well it is being measured. The researcher administered the questionnaire. This obviously helped to ensure that results were consistent and dependable. According to (Bostwic and Kyte 1981:120-121) high reliability does not guarantee valid results, but there can be no valid results without reliability.

3.7 ETHICAL ISSUES

According to Marlow (1998:190), the National Association of Social Workers's code of ethics states that "social workers engage in evaluation or research should ensure the anonymity or confidentiality of participants and of the data obtained from them. Social workers should inform participants of any limits of confidentiality and when any records containing research data will be destroyed".

Confidentiality is one of the critical aspects of any research process. Marlow stresses that researchers must be committed to uphold the dignity of the participants as much as not to disclose their identity or information, which may jeopardize or incriminate the

participants in anyway. The principle of confidentiality was explained to respondents both verbally and in a cover letter accompanying the questionnaire.

The respondents were informed that if they do not participate, this will not impact on their grants. During the interview process no social problems had emerged.

3.8 LIMITATIONS

This study is limited to the survey of fifty child support grant recipients in the Phoenix and outline community due to time and financial constraints. This topic however, can form the basis and limitations of an exhaustive study in the future.

The survey of this study was conducted only in one area in the province of Kwa-Zulu Natal. The data collected in this study may not be pertinent in some of the other areas.

3.9 CONCLUSION

In this chapter, the methodology used in this study was outlined. The next chapter will contain the data analysis and interpretation of the results.

CHAPTER 4

ANALYSIS OF THE DATA AND DISCUSSION OF RESULTS

4.1 INTRODUCTION

In this chapter the researcher analyses and gives meaning to the data gathered from the questionnaires. This data is presented in the form of tables or graphs where appropriate and qualitative discussions with some quotes where these are available.

4.2 IDENTIFYING PARTICULARS OF RECIPIENTS.

4.2.1 GENDER OF CHILD SUPPORT GRANT RECIPIENTS.

	Frequency	Percent
Valid Male	5	10.0
Female	45	90.0
Total	50	100.0

Table 1: Gender of CSG recipients

Table 1 shows that majority of Child Support Grant recipients are female (90%). These findings was not unexpected as in our experience at the Department of Welfare Phoenix most applicants are female. The fact that there were five males receiving the grant is interesting and in our environment, in which many female clients have been abandoned by their partners, it is good to note that some men are accepting responsibility for the care of their children.

4.2.2 AGE OF CHILD SUPPORT GRANT RECIPIENTS.

	Frequency	Percent
Valid 15-20	3	6.0
21-25	5	10.0
26-30	10	20.0
31-35	13	26.0
36-40	9	18.0
41-45	8	16.0
51-55	2	4.0
Total	50	100.0

Table 2: Age of CSG recipients

There is no age restriction on the age of Child Support Grant recipients. Any primary caregiver can apply for a grant on behalf of an eligible child as long as they can prove that they are responsible for the day to day care of the child. The result of the research project shows the wide range of ages of Child Support Grant recipients. Twenty six percent of the Child Support Grant recipients were between the ages of 31-35 years, 20% are between 26-30 years, 18% are between 36-40 years, 16% are between 41-50 years, 10% are between 21-25 years, 6% are between 15-20 years and 4% are between 51-55 years.

The majority of Child Support Grant recipients were between 26-35 years of age. Although we would expect people at this age to be employed, they have become dependent on the state for financial support. This is reflective of the high rate of unemployment in the country.

It is against this backdrop of poverty and increasing unemployment, that social security has become vital to the survival of many South African families. To return to Aliber's

work; “The social grant system has become less of a net devised to catch an unfortunate few in times of temporary distress, than a major commitment to help a large fraction of the population over sustained periods of time.” (Aliber 2001, 4) This is an appropriate response to the massive scale of unemployment and resultant poverty. The South African non-contribution pension is widely acknowledged as a significant poverty reduction mechanism. Barrientos et al. completed a study on the impact of pensions in Brazil and South Africa and conclude that “Non-contributory pension programmes reduce household vulnerability. Household with a non-contributory pension recipient show greater financial stability and lower probability of experiencing a decline in living standards.” (2003,5)

4.2.3 POPULATION GROUP OF CHILD SUPPORT GRANT RECIPIENTS.

	Frequency	Percent
Valid African/Black	7	14.0
Indian/Asian	43	86.0
Total	50	100.0

Table 3: Population group of CSG recipient

Most of the recipients in this study from the sample size of 50 were Indian/Asian (86%) and 14% were African/Black. This result was not unexpected given that Phoenix was previously classified an Indian area and while African people now also live in Phoenix, the population remains largely Indian.

The project for statistics on living standards and Development (P.S.L.S.D.) shows that 95% of the poor live in rural areas. Although Phoenix is in an urban area, poverty is rife

and many households have become dependent on the State for Social assistance for their survival. It can be concluded that the Child Support Grant is being benefited by the nation in urban areas like Phoenix and outlying rural areas.

4.2.4 THE RELATIONSHIP OF THE CHILD SUPPORT GRANT RECIPIENT TO HEAD OF HOUSEHOLD.

		Frequency	Percent
Valid	Head/Acting Head	8	16.0
	Husband/Wife/Partner	6	12.0
	Son/Daughter/Step Child/Adopted Child	29	58.0
	Brother/Sister	3	6.0
	Father/Mother	4	8.0
	Total	50	100.0

Table 4: The relationship of the Child Support Grant recipient to Head of Household

It appears from the research data that 58% of the Child Support Grant recipients are either the son or daughter or step child to the head of the household. The majority of Child Support Grant recipients therefore live with their parents or in-laws. The fact that Child Support Grant recipients seem to be dependent on family for accommodation is borne out by the fact that another 6% of the Child Support Grant recipients are brother or sister or relative to the head or acting head of the household, husband or wife of the head of the household or acting as the head of the household. In some cases, Child Support Grant recipients have to rely on their children for accommodation as shown in the figure of 4% of the Child Support Grant recipients who are mother or father to the head or acting head.

Due to the financial circumstances of the Child Support Grant recipients and lack of support from their spouses they are unable to live independently. They are dependent on

their families for accommodation and financial support as the grant is sometimes the only means of financial support they receive. It seems clear that the amount of R170 is insufficient for families to live independently of additional family support.

4.2.5 MARITAL STATUS OF THE CHILD SUPPORT GRANT RECIPIENTS.

		Frequency	Percent
Valid	Married or living together as husband and wife	21	42.0
	Widow/Widower	5	10.0
	Divorced or Separated	6	12.0
	Never married	18	36.0
	Total	50	100.0

Table 5: Marital Status of the Child Support Grant recipients

The study, according to Table 5, revealed that 42% of the Child Support Grant recipients are married or living together as husband and wife, 36% of the recipients never married, 12% are separated or divorced, 10% are widows / widower.

An important finding from question 5.8 is that, although 18% of the recipients have completed their matric and are married, they continue to experience poverty and cannot support their children. Men and women appear to be struggling to secure employment. This can be attributed to our depressed economy as well as the high demands for skilled professionals. The child support is a poverty alleviation grant. These families in Phoenix are accessing these grants to support their children and ensure that their basic needs are met as well as contribute to some of the resources necessary for their adequate growth and development.

4.3 HOME CIRCUMSTANCES OF RECIPIENTS

4.3.1 CHILD SUPPORT GRANT RECIPIENT'S SPOUSE / PARTNER LIVE IN THIS HOUSEHOLD.

		Frequency	Percent
Valid	Yes	18	36.0
	No	32	64.0
	Total	50	100.0

Table 6: Child Support Grant recipient's spouse / partner reside in this household

The investigation (as shown in table 6) reveals that 64% of Child Support Grant recipients spouse/partner do not live in this household, 36% of the spouse/partner reside in home. It can be deduced that marital discord, divorce or separation, appears to be prevalent in this community hence many families have broken down and the couples are separated and living independently or with their families. This has impacted severely on the lives of the children. They are raised by single parents who are unemployed and are unable to provide for their needs. Hence they have become dependant on the state to support their children.

4.3.2 LEVEL OF EDUCATION OF THE CHILD SUPPORT GRANT RECIPIENTS.

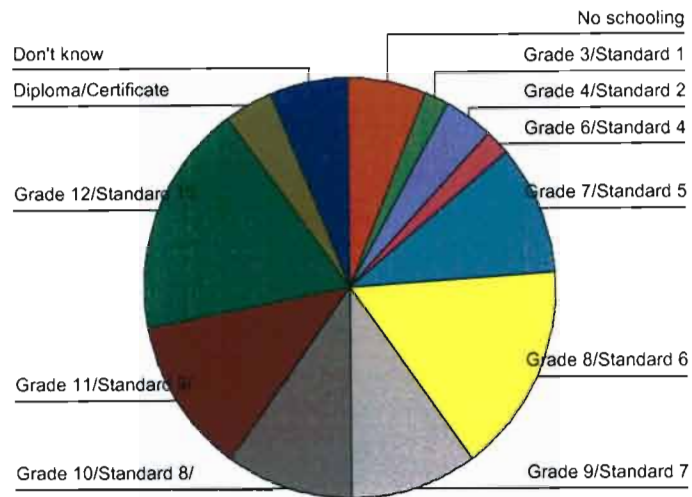


Figure 1: Level of education of the CSG recipients

According to Figure 1, the empirical data seems to indicate that 18% of the Child Support Grant recipients completed grade 12, 16% completed grade 11, 12% completed grade 10, 10% completed grade 7, 6% never schooled and don't know what standard completed, 4% completed grade 4 and 4% achieved a diploma/certificate with grade 12, 2% completed grade 3 and 2% grade 6. Results in table suggest that most of the Child Support Grant recipients have completed grade 12 and yet are dependent on the state for a grant. Poverty and unemployment are the contributing factors that affected the quality of lives of our children. However given the depth and breadth of poverty in South Africa, the Child Support Grant is an essential mechanism for ensuring that children receive adequate nutrition and have their other basic needs met.

An important observation from this study is that a matric pass is not sufficient to secure employment, there appears to be a demand for tertiary qualification. Affirmative action has also played a significant role in ensuring that the Black disadvantaged community are selected and placed above the other race groups in employment. The Phoenix community has been disadvantaged as this area is inhabited by predominately Indians.

4.3.3 TYPE OF DWELLING THE CHILD SUPPORT GRANT RECIPIENTS RESIDE IN.

	Frequency	Percent
Valid Dwelling/House or brick structure on seperate stand or yard	5	10.0
Traditional dwelling/Hut/Structure made of trad. material	1	2.0
Flat or apartment in a block of flats	31	62.0
Town/Cluster/Semi-detached house	13	26.0
Total	50	100.0

Table 7: Type of dwelling the CSG recipient resides in

The results indicate that 62% of the Child Support Grant recipients occupy a council 6 family flat, 26% resides in a semi detached house, 10% live in a house on a separate stand, 2% live in traditional hut/structure made of traditional material. The highest percentages of families occupy the flats in blocks which comprise of 6 family units. This accommodation has the cheapest rent and some of the flats have been sold at a low cost by the department. The Phoenix community has been accommodated adequately by the

state with suitable homes. Therefore the children have stable homes and their basic need for security has been met.

4.3.4 TOTAL NUMBER OF ROOMS IN THE DWELLING.

		Frequency	Percent
Valid	1-3	6	12.0
	4-6	44	88.0
	Total	50	100.0

Table 8: Total number of rooms in the dwelling

As shown in Table 8, 88% of Child Support Grant recipients occupy a home comprising of 4-6 rooms. The dwelling appears to accommodate the number of people residing in the home. There does not appear to be any over crowding.

4.3.5 NUMBER OF PEOPLE LIVING IN CHILD SUPPORT GRANT RECIPIENT HOUSEHOLD.

		Frequency	Percent
Valid	2	1	2.0
	3	2	4.0
	4	8	16.0
	5	14	28.0
	6	7	14.0
	7	12	24.0
	8	2	4.0
	9	2	4.0
	10	2	4.0
	Total	50	100.0

Table 9: Number of people living in CSG recipient household

These results indicate that 28% of households have 5 people residing in the home, 24% with 7 people in the household, 16% have 4 people, 14% have 6 people, 4% have between 3, 8, 9 and 10 people living in the household. The conclusion from these findings is that 82% people have between 4 to 8 people living in a household. Although 28% have 5 people in the home, the research data has also gathered that there are sufficient rooms in their dwellings to accommodate the number of people.

4.3.6 NUMBER OF HUNGRY CHILDREN IN THE HOUSEHOLD IN THE PAST 12 MONTHS.

		Frequency	Percent
Valid	Never	34	68.0
	Seldom	4	8.0
	Sometimes	8	16.0
	Often	1	2.0
	Always	3	6.0
	Total	50	100.0

Table 10: Number of hungry children in the household in the past 12 months went to bed without food? And went to school with out food?

It appears from the research data (Table 10) that 68% of the children never hungry, however 8% seldom went hungry, 16% of the children sometimes went hungry, 2% went hungry often and 6% went hungry always. A major positive aspect in the Phoenix community is that despite their financial circumstances they have been able to provide sustenance for their children as the data indicates that 68% of the children never went hungry.

The study also indicates that with the accessibility of the CSG the basic needs of the most children are been fulfilled.

4.3.7 GRANTS RECEIVED BY MEMBERS OF HOUSEHOLDS.

		Frequency	Percent
Valid	Old age pension	9	18.0
	Disability	8	16.0
	Child support grant	7	14.0
	No grant	4	8.0
	Total	28	56.0
Missing	System	22	44.0
Total		50	100.0

Table 11: Grants received by members of household

The participants selected for the study received a Child Support Grant. The research data further indicates that in addition to the Child Support Grant other members of the household received the disability grant or old age grant. The additional grant obtained by other members of the household has assisted these families in meeting their household expenses. The study also indicates the benefits of living in an extended family system as each member's contribution has assisted in maintaining the family as a unit. This has allowed the basic needs of the children to have been met.

4.3.8 MAIN SOURCE OF INCOME IN THE HOUSEHOLD.

		Frequency	Percent
Valid	Salaries and/or wages	17	34.0
	Remittances	1	2.0
	Pensions and grants	29	58.0
	Other non-farm products	2	4.0
	No income	1	2.0
	Total	50	100.0

Table 12: Main source of income in the household

According to Table 12 most (58%) recipients receive pensions and grants, 34% receive salaries and wages, 4% receive an income from other non-farm products, 2% receive an income from remittances and 2% do not receive any income.

The Information from the survey indicates that a very large percentage (58%) of recipients is dependent on the state for survival. This further indicates that the people of South Africa are aware of their constitutional rights and are exercising their constitutional rights which are enshrined in the constitutions that “everyone has the right to have access to.... Social Security even if they are unable to support themselves and their dependents. They require appropriate social assistance”. In the Phoenix community because of poverty, unemployment, some members of the community have become dependent on social assistance grants. Studies conducted by the Economic Policy Research Institute have established that South Africa Social Grants are developmental in nature with regards to household impacts.

4.3.9 TOTAL HOUSEHOLD EXPENDITURE IN THE LAST MONTH.

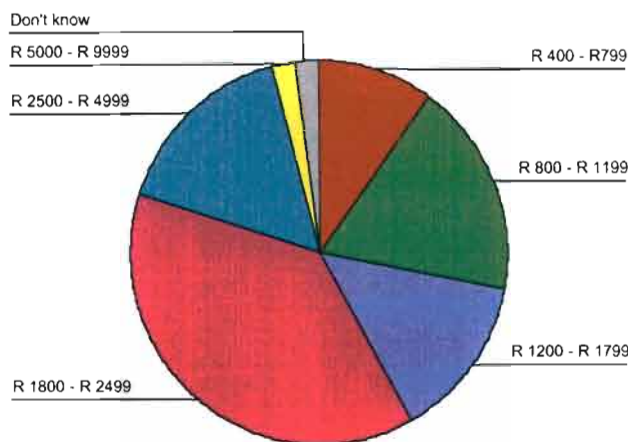


Figure 2: Total household expenditure in the last month

The investigation (as shown in Figure 2) revealed that 38% of the recipients spend R1800-R2499 a month on expenses, 18% spend R800-R1199, 16% spend R2500-R4999 and 14% spend R1200-R1799, 10% spend R400-R799, 2% spend R5000-R9999, 2% do not know the amount they spend on household expenditure. It must also be highlighted that in this research it was established that most of the CSG recipients reside with parents, in laws, or families and the amount indicated above are for families comprising of 6 and more people. Furthermore the data indicates, that 38% of the recipients spend 400- 799 for their expenses. In the present economy to feed a family and together with household expenses of water and lights this amount is grossly inadequate. Therefore many families are struggling for survival.

4.4 THE CHILD SUPPORT GRANT

4.4.1 NUMBER OF CHILDREN BELOW 13 YEARS OF AGE THAT RECEIVE THE CHILD SUPPORT GRANT.

		Frequency	Percent
Valid	1	21	42.0
	2	18	36.0
	3	11	22.0
	Total	50	100.0

Table 13: Number of children below 13 years of age that receive the CSG

The results indicate that 42% of the recipients have 1 child, 36% have 2 children and 22% have 3 children. From the research data gathered it was established that the Phoenix community is exercising their rights and utilising the social assistance grants to eradicate their poverty. The Child Support Grant is paid up without any limit in the case of biological children and 6 in the case of non biological children (www.welfare.gov.co.za). In the Phoenix community it is noted that 42% of the recipients have one child and it can be concluded that they have not abused the CSG grant system.

4.4.2 EXPENDITURE OF CHILD SUPPORT GRANT.

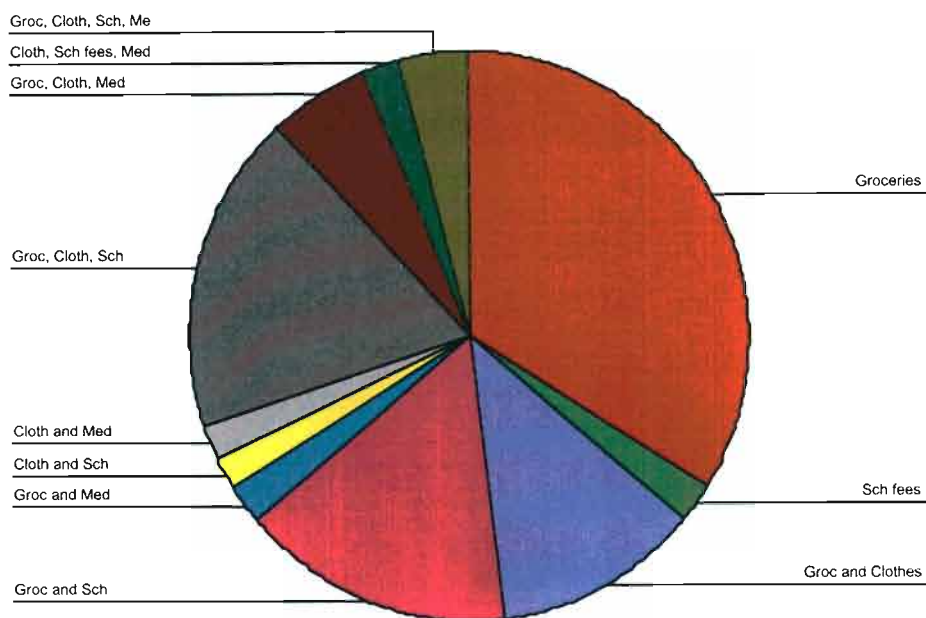


Figure 3: Expenditure of CSG

According to Figure 3, the empirical data seems to indicate that 34% spend the grant on groceries, 18% spend the grant on groceries, clothes and schools fees, 16% spend theirs on groceries and school fees, 12% spend on groceries and clothes, 6% spend on groceries, clothes and medical expenses, 4% spend on groceries, clothes, school fees and medical expenses, 2% spend the grant on clothes, school fees and medical expenses, 2% clothes and medical expenses, 2% on clothes, school fees, 2% on groceries and medical expenses, 2% on school fees only. Although the grant is only R 170, the amount is utilised to meet the basic needs of the child being food, clothes and shelter.

The information also illustrates that a large percentage of the grant is spent on groceries which helps to meet the children’s basic needs for food.

4.4.3 IS THE CHILD SUPPORT GRANT OF R170, 00 ADEQUATE?

		Frequency	Percent
Valid	Yes	1	2.0
	No	49	98.0
	Total	50	100.0

Table 14: Is the CSG of R170,00 adequate

These results indicate that 98% of the recipients found the amount insufficient to meet the expenses for the child, 2% found the amount sufficient. The relatively low rates of the grant offered in the present economic situation of our country, where cost of living for food, water and lights is exorbitant, and the low grant makes it difficult to meet these expenses as well as the expenses of the child.

Even though the recipients have indicated that the amount is insufficient, they have managed to sustain their children and meet their basic needs.

4.4.4 HOW MUCH MORE INCOME WOULD YOU NEED TO MEET THE EXPENSES FOR THE CHILD?

		Frequency	Percent
Valid	R 400	13	26.0
	R 600	35	70.0
	Other	2	4.0
	Total	50	100.0

Table 15: Income required to meet expenses

Thirty five Child Support Grant recipients (70%) indicated that they require R600 to meet the expenses of the child, 26% require R400 and 4% require more than R600. The Department of Social Development fact sheet released at the beginning of the CSG extension announced that for the 2004/05 financial year, 3.4 billion Rand will be made available. For the 2005/06 financial year during which all poor children under the age of 14 become eligible, 6.4 billion Rand will be allocated. It appears from the Medium Term Employment Framework (MTEF) projections in the 2004 budget that the conditional grant allocations have been increased slightly to 3.65 Billion Rand and 6.9 billion Rand respectively, increasing to 9.28 billion Rand in the 2006/07 financial year.

It can be concluded that the Department of Social Security has allocated money for the increase in the amount of the CSG, as the present amount of R 170 is totally insufficient to care for a child. However, it is not clear whether government intends to increase the amount substantially or whether the increases budgeted for, are to increase the number of recipients.

4.4.5 PRIOR TO RECEIPT OF THE CHILD SUPPORT GRANT.

		Frequency	Percent
Valid	Donations	38	76.0
	Welfare	1	2.0
	Begging	3	6.0
	Donations and Welfare	5	10.0
	Donations and Begging	2	4.0
	Donations, Welfare and Begging	1	2.0
	Total	50	100.0

Table 16: Prior to receipt of the Child Support Grant

From the information elected from respondents, according to Table 16, 76% of the CSG recipients depended on donations to meet their financial commitments, 10% depended on welfare and donations, 6% on begging, 4% on donations and begging, 2% on welfare and 2% on begging. The study has also indicated that the recipients have not been gainfully employed; before the receipt of the grant they had been dependent on donations and handouts.

4.4.6 QUALITY OF LIFE.

Table 17 illustrates the results of a question which asked respondents if they thought their quality of life had improved since they started receiving the grant.

		Frequency	Percent
Valid	Yes	49	98.0
	No	1	2.0
	Total	50	100.0

Table 17: Quality of life

It was the opinion of 98% of the recipients that the grant has improved the quality of life, 2% did not find improvements in their life. It can be safely concluded that the CSG has fulfilled its role in improving the quality of life of the child in the Phoenix community.

4.4.7 QUALITY OF LIFE IMPROVEMENT.

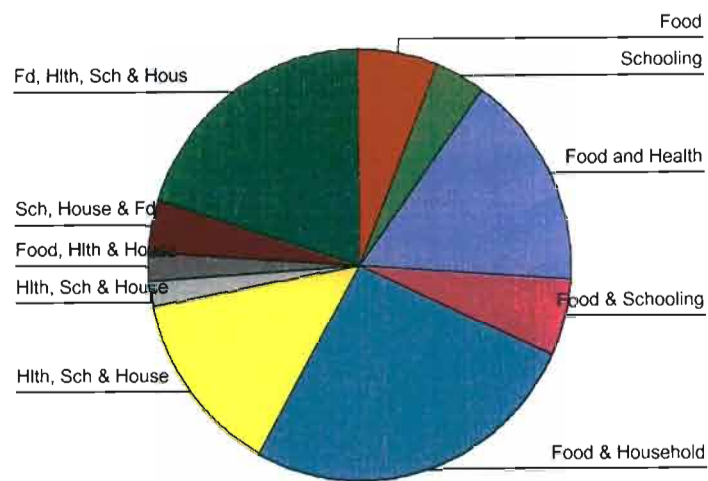


Figure 4: Quality of life improvement

Ninety percent of people indicated that the Child Support Grant had improved their life. Twenty six percent of the recipients had improvements in food and household, 20% on food, health, schooling and household, 16% on food and health, 14% health, schooling and household, 6% on only food, 6% on food and schooling, 4% on schooling, 4% on schooling, household and food, 2% on health, schooling and food, 2% on schooling, household and food.

4.4.8 AGES THE CSG SHOULD COVER.

At present, children between ages 0-12 yrs have been catered for by the CSG. Children above 12 up to 14 yrs will also be provided for in the year 2005 and 2006. However a concern remains for those above this age up to 18 yrs. There has been a calling by various Departments for the introduction of the basic income grant or a comprehensive Social Protection Package. There has been no confirmation of this by the Department yet. Respondents in this study were asked their opinions in respect of the age that should be covered by the CSG. Figure 5 illustrates the results.

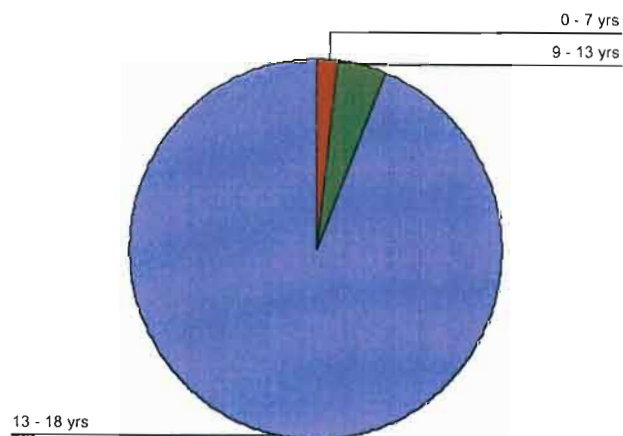


Figure 5: Ages the CSG should cover

The results indicated that 94% of the Child Support Grant recipients stated that the Child Support Grant age should cover 13 -18 yrs, 4% opinions are 9-13 yrs, and 2% opinions are 0 -7 yrs. These results state that the Child Support Grant age should be paid to the child until the child turns 18 yrs old in order to improve the quality of their life.

Everyone in South Africa should have access to a basic income through the Child

Support Grant or the introduction of Basic Income Grant. The alliance for children's entitlement to social security stresses the extension of Child Support Grant to all children under 18 years.

They are calling for the extension to begin immediately through abolishing the means test and allowing all children under 18 years to apply for the Child Support Grant. They are of the opinion that the removal of the means test will allow people to access the grant more easily, which would help people break away from poverty and eventually eradicating poverty completely. The findings of the research conducted also support access extension of the grant being extended to 18 years. A previous study by Mlothwa (2002) in the Bhambayi, (an informal settlement bordering on Phoenix) also showed overwhelming support for extending the grant to 18 years.

4.4.9 ACCEPTANCE OF THE PRESENT AGES OF CSG (0-13 YRS).

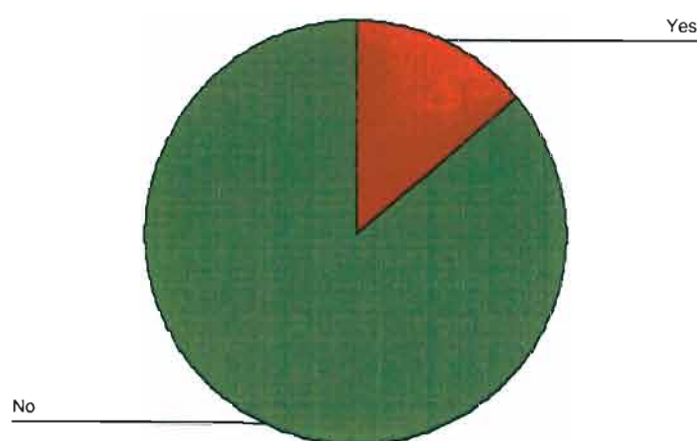


Figure 6: Acceptance of the present ages of CSG (0-13 yrs)

Eighty six percent of Child Support Grant recipients have stated that the age currently covered for Child Support Grant below 13 yrs is not the fair range, and 14% people stated that the age below 13 yrs is the fair age for the Child Support Grant. Government has approved the extension of the means tested child support grant beyond the age of six, to poor children up to their 14th birthday. It is estimated that in terms of the current means test, which would also apply to the extension, another 3.2 million children will over time qualify for this grant.

4.4.10 TERMINATION OF CHILD SUPPORT GRANT.

	Frequency	Percent
Valid Seek permanent employment	17	34.0
Apply for welfare assistance	17	34.0
Uncertain	16	32.0
Total	50	100.0

Table 18: Termination of CSG

Thirty four percent of the CSG recipients have indicated that they will attempt to seek employment upon the termination of the grant, 34% recipients stated that they will apply for welfare assistance, 32% recipients are uncertain in their answer. Even though they are struggling to secure employment presently they are hopeful that the situation in the country would change and they can become independent. In the mean time they continue to be dependent on the state grant. The social workers therefore are focusing on the development approach on skilling these families in becoming self dependent.

4.5 CONCLUSION

This chapter has highlighted the results of the study. It began by providing the identifying particulars of the respondents and then went on to discuss the household circumstances and the ways in which the CSG has impacted on the lives of the respondents.

In the next and final chapter, the main findings will be summarised, conclusions will be drawn and recommendations made.

CHAPTER 5

CONCLUSION AND RECOMMENDATION

5.1 OVERVIEW

The purpose of this study was to investigate whether the Child Support Grant contributed to poverty alleviation or not, and to investigate perceptions of families receiving the Child Support Grant in Phoenix. The research objectives were to explore whether people who receive the child support grant are able to meet the needs of their child, to document the income, expenditure on households receiving the child support grant, to explore whether the recipients are better off with the grant, are they less poor than before, to ascertain what would be their ideal social security support, and to determine the grant holders opinions about the termination of the grant.

The study began with a review of literature on the Child Support Grant and the Social Security systems of various countries. The South Africa Social Security system, together with the states obligation to provide social assistance, especially the Child Support Grant attempts to alleviate poverty in the country were considered. This literature review provided a foundation for the study.

The research took place in Phoenix, a pre-dominantly Indian residential area, 25 kilometers north of Durban. Whilst not a rural area, it has a high rate of unemployment and poverty.

The research showed that 90% of respondents in receipt of the Child Support Grant were mothers. It was further noted that the majority of the recipients were between the ages of 31-35 years.

An important finding in the Phoenix Community in respect of the Child Support Grant recipient's education and marital status is that although 18% of the recipients have completed their matric and are married, they are unemployed and cannot support their children. The men and women appear to be struggling to secure employment. Hence these families are trapped in the cycle of poverty and are exercising the Child Support Grant to support their children. This grant has proved to be a poverty alleviation grant which fulfills the child's basic needs.

Due to unemployment, recipients of the Child Support Grant were unable to secure homes of their own; they are presently accommodated by their families or in-laws. It was also noted that although most of the recipients were married, 64% of the spouse / partner did not live in the household. This may be attributed to marital discord, separation or divorce. Unable to maintain both themselves and their dependent children, Child Support Grant recipients have returned to their immediate families for accommodation and support.

Sixty two percent of Child Support Grant recipients are accommodated in the communal six families flat. These flats have been provided by the government with low rent cost and were later sold to families at a very minimal amount. Even though this accommodation has been cheap it has provided suitable homes with sufficient rooms and minimal over crowding.

Evidence proves that increasing family incomes through cash transfers or subsidies reduces poverty levels in households, and enhances the children's development, educational achievement and health status. The current Child Support Grant is spent on the child, or it is pooled and the entire household benefits, including the child.

5.2 SUMMARY OF FINDINGS

The findings from the research will be presented inline with the stated objectives of the study.

Objective 1: To explore whether people who receive the child support grant are able to meet the needs of their child.

The research study revealed that 68% of the children were never hungry, however 8% seldom went hungry, 16% of the children sometimes went hungry, 2% went hungry often and 6% went hungry always. A major positive aspect in the Phoenix community is that despite their financial circumstances they have been able to provide sustenance for their children.

Although the grant of R170 has proved to be insufficient, with additional support from the extended family the Child Support Grant recipients were able to cope in meeting the needs of their children.

The Social Security net in South Africa has proven to be very successful but there remain large gaps in these services. Children between ages 0-12 years have been catered for by the Child Support Grant. The research data confirmed that the grant has improved the quality of life of the CSG child. Children above 12 up to 14 yrs will also be provided for

in the year 2005 and 2006. However a concern remains for those above this age up to 18 yrs. There has been a calling by various departments for the introduction of the basic income grant or a comprehensive Social Protection Package. There has been no confirmation of this by the Department yet. It can be safely concluded that the Child Support Grant has fulfilled its role in improving the quality of life of the child in the Phoenix community.

Objective 2: To document the income and expenditure of households receiving the child support grant.

Findings from the research conducted indicate that 34% of the household income is spend on groceries, 18% is spend on groceries, clothes and schools fees, 16% is spend on groceries and school fees, 12% is spend on groceries and clothes, 6% spend on groceries, clothes and medical expenses, 4% is spend on groceries, clothes, school fees and medical expenses, 2% is spend the grant on clothes, school fees and medical expenses, 2% is spent on clothes and medical expenses, 2% is spent on clothes, school fees, 2% is spent on groceries and medical expenses, 2% is spent on school fees only. Although the grant is only R 170, the amount is utilized to meet the basic needs of the child being food, clothes and shelter.

The information also illustrates that the largest percentage of the grant is spent on groceries which means that the most basic survival needs are being met.

Objective 3: To explore whether the recipients believe that the quality of their life has improved after receiving the Child Support Grant or not.

It was the opinion of 98% of the recipients that the grant has improved the quality of life, 2% did not find improvements in their life. There were 26% improvement in food and household, 20% on food, health, schooling and household, 16% on food and health, 14% health, schooling and household, 6% on only food, 6% on food and schooling, 4% on schooling, 4% on schooling, household and food, 2% on health, schooling and food, 2% on schooling, household and food.

Prior to receiving the grant, 76% of the Child Support Grant recipients depended on donations to meet their financial commitments, 10% depended on Welfare and donations, 6% on begging, 4% on donations and begging, 2% on welfare and 2% on begging. The study showed that the recipients have not been previously gainfully employed; but had depended on donations and handouts.

Ninety eight percent of the recipients were of the opinion that the Child Support Grant has improved their quality of life.

Objective 4: To ascertain what would be their ideal social security support.

The results indicated that 94% of the Child Support Grant recipients stated that the Child Support Grant age should cover ages 13 -18 years, 4% were of the opinions that ages 9-13 years should be covered, and 2% opinions are ages 0 -7 years. These results indicate that the Child Support Grant age should cover children under 18 years in order to improve the quality of their life. Everyone in South Africa should have access to a basic income through the Child Support Grant or the introduction of Basic Income Grant. The

alliance for children's entitlement to social security stresses the extension of Child Support Grant to all children under 18 years of age.

They are calling for the extension to begin immediately through abolishing the means test and allowing all children under 18 years to apply for the Child Support Grant. They are of the opinion that the removal of the means test will allow people to access the grant more easily, which would help people break away from poverty and eventually eradicating poverty completely. The finding of this research supports previous recommendations by ACCESS and Mlothwa (2003) that the grant be extended to 18 years.

These results indicate that 98% of the recipients found the amount insufficient to meet the expenses of the child, 2% found the amount sufficient. The relatively low rates of the grant offered in the present economic situation of our country, where cost of living for food, water and lights is exorbitant, and the low grant makes it difficult to meet these expenses as well as the expenses of the child.

Even though the recipients have indicated that the amount is insufficient, they have managed to sustain their children and meet their basic needs.

Thirty-five Child Support Grant recipients (70%) indicated that they require R600 to meet the expenses of the child, 26% require R400 and 4% require more than R600. The Department of Social Development fact sheet released at the beginning of the CSG extension announced that for the 2004/05 financial year, 3.4 billion Rand will be made available. For the 2005/06 financial year during which all poor children under the age of

14 become eligible, 6.4 billion Rand will be allocated. It appears from the MTEF projections in the 2004 budget that the conditional grant allocations have been increased slightly to 3.65 Billion Rand and 6.9 billion Rand respectively, increasing to 9.28 billion Rand in the 2006/07 financial year.

It can be concluded that the Department of Social Security has allocated money for the increase in the amount of the CSG, as the present amount of R 170 is totally insufficient to care for a child.

Objective 5: To determine the grant holders opinions about the termination of the grant.

Thirty-four percent of the CSG recipients have indicated that they will attempt to seek employment upon the termination of the grant, 34% recipients stated that they will apply for welfare assistance, 32% recipients are uncertain in their answer. Even though they are struggling to secure employment presently they are hopeful that the situation in the country would change and they can become independent. In the mean while they continue to be dependent on the State grant. The social workers therefore are focusing on the development approach on skilling these families in becoming self dependent.

In discussing the objectives of this study the following was noted:

In respect of how families coped before receipt of the grant, from the information elected seventy six percent of the Child Support Grant recipients depended on donations to meet their financial commitments, with the introduction of the Child Support Grant they all have been successful in their applications and are receiving the grant. The grant has assisted them meeting the basic needs of the child however because of the low amount

have not been able to secure their own accommodation. They reside with their extended families. Living expenditure for the month amounted to R400 - R799.

From this amount 34% spent the grant on groceries, 18% spend the grant on groceries, clothes and school fees. It has been noted that these families are deprived of expenses and live below the "Breadline". 98% of the recipients found the grant amount is insufficient to meet their expenses. 70% of the recipients have requested an amount of R600 or more to meet the Childs expenses, however the 98% have agreed that the grant has improved the quality of life, there was 26% improvement in their food and household expenses. According to the Social Security Net, there remains large gaps in services for children between 13 to 18 years. The allowance for children entitlement to Social Security supports the extension of the Child Support Grant to all children under 18 years.

The Child Support Grant has had a positive impact on many families, however many poor children are unable to access the Child Support Grant due to the age limit and means-test. In order for the Government to fulfill its obligation to children they need to expend the Child Support Grant to all children under the age of 18 years and remove the means test, as the first phase of the Basic Income Grant.

The research study conducted in Phoenix Community has proved that even though couples are in the prime working age, they are unemployed and suffer from severe poverty levels.

The Social Grants therefore play a crucial role in addressing the basic survival needs of people living in poverty. This includes access to food and clothing. Without this basic

income, a poor person's survival and health are placed in extreme jeopardy. Income poverty places many of the poorest in a poverty trap. For many families, their families are assisting in accommodating them and providing them with the basic needs, but it is difficult for these families to provide income to these Child Support Grant recipients as they are also dependent on the grant for survival. Hence the only income in the home is the grant that they receive from the State. These families have become trapped in poverty.

According to the fact sheet on the extension of the Child Support grant from the Department of Social Development, the Government is most aware of the severe poverty and vulnerability affecting large number of children and therefore the urgency to roll out the extension of the grant as rapidly as possible.

There has been acceptance of the various committees' recommendation that the basic income grant must be introduced and should be extended to children up to the age of 18 years given the high levels of poverty and the large gaps on the current system of the Social Security.

These are clearly potential and moral arguments in favour of increased Social Security provisioning for children in South Africa. There have been a number of political commitments to putting "Children First". As seen in the research project conducted in Phoenix and other studies conducted in rural areas the extent and depth of child poverty in South Africa is intolerable. Thus it has become an imperative to alleviate poverty in our community. The Child Support Grant has proven to be effective in alleviating poverty in the Phoenix community.

5.3 RECOMMENDATION

Recommendations will be made with regard to recommendations for practice, recommendation for policy and recommendation for research.

5.3.1 RECOMMENDATIONS FOR PRACTICE

The research study in Phoenix in respect of the child support, has proven that the grant is another important tool in the States attempt to alleviate Poverty. Phoenix has been identified as a poverty pocket whereby the families are struggling to provide for their children's basic needs. With the introduction of the Child Support Grant many families are benefiting in providing for their children. However the amount of R170 is inadequate to meet the basic need of the child.

Based on the research findings the following recommendations for practice can be made:

- that since the Government has employed the developmental approach within the Social Security System, it is recommended that the child support recipients be exposed to developmental projects in order to enhance their skills to become self dependent and out of the Social Security system.
- that another important recommendation is that Social Workers conduct Life Skills and job finding programmes with these recipients in order to assist and empower them to become self dependent.
- that further recommendation in respect of education and employment for the Child Support Grant recipients is that they fully utilize the resources made available by the Department of Social Welfare. Help desks have been set up at every Social Security Office to disseminate information and link the community to these

resources. Linking Child Support Grant recipients to these resources will assist them in embarking on career opportunities in order to upgrade their life styles.

- that the Child Support Grant recipients have also become dependent on their extended families for financial Support whilst this system is encouraged the concept of “Ubuntu” is practiced, this system must not become entrenched as a way of life. It is therefore recommended that the Social Workers initiate Support groups for these recipients exposing them to content that will encourage self dependence.
- that progressive step towards poverty alleviation is that every Department of Welfare office has Poverty Alleviation Forums. At the Phoenix office the poverty alleviation forum runs many projects namely the food garden projects, tunnel farming, sewing classes etc. These projects are funded by the Department with the aim of encouraging micro enterprise projects in the community.
- that recommendation for the Child Support Grant recipients is that they join these forums and become involved in projects that can generate an income which will supplement their grant in order to lead a better lifestyle.
- and that the Child Support Grant recipients have requested that the grant be extended to 18 years. This has been a request from various organizations and the Government is in the process of finalizing the introduction of the Basic Income Grant. However, the Constitution defines a child as a person below the age of 18 years, and therefore the age restriction on the Child Support Grant continues to discriminate against children from 14 to 17 years old. The extension of the Child Support Grant to children under 18 years of age will greatly ease dire poverty on poor families and children.

5.3.2 RECOMMENDATION FOR POLICY

“There continues to be an urgent need to reduce child poverty and deliver to children their socio-economic rights in South Africa” (Cassiem and Streak, 2001). It is the Constitutional and International obligation of the State to provide social security to children. Unemployment is at critical levels, and social security has become vital to the survival of many South African families.

It is recommended that the Child Support Grant be extended to 18 years, with immediate effect. The low level of the grant, presently R170.00, must be reviewed considering the cost of meeting the basic needs of the child and be linked to inflation. Concerted efforts must be made by the State at alleviating poverty and providing income support measures.

5.3.3 RECOMMENDATION FOR RESEARCH

Bredenkamp’s (1999:238) evaluation on the social security system in South Africa found that the different grants merely provides a safety net, however research is required to deal with the symptoms of poverty, with the view of improving the living standard of children.

An analysis of childhood poverty undertaken by for IDASA (2001 and 2002) cited in Cassiem and Streak (2001), using the October Household Survey (OHS) 1999 data, has been criticized for underestimating income levels and overestimating poverty levels. The absolute poverty line of R400 was used to determine that 75% of children were living in poverty. Research needs to be conducted to ascertain the true poverty line and the number of children living in poverty. A further recommendation would be to research expenditure level per child based on age and allocate the grant on a pro-rata basis.

Further research into how the grant is used and how it impacts on households is also necessary.

5.4 CONCLUSION:

This qualitative study explored the impact of the Child Support Grant on people living in Phoenix, Durban. Overwhelmingly, the results show that the Child Support Grant has had the desired effect of alleviating poverty. People in receipt of the grant were of the opinion that their quality of life has improved tremendously.

However, the amount is low and the age of the child is limited to 14 years. The Government owes it to the children of South Africa to consider the recommendations of ACCESS for an increase in the Child Support Grant together with the introduction of the Basic Income Grant.

LIST OF REFERENCES

1. Aliber, M (2001). *Study of the Incidence and Nature of Chronic Poverty and development Policy in South Africa: An Overview*. Program for Land and Agrarian Studies and Chronic Poverty Research Centre. May 2001.
2. Babbi, E. (1998). *The Practice of Social Research*. London: Wadsworth Publishers.
3. Baker, T.L. (1999). Doing social research. In De Vos. 1998. *Research at grass roots*. Pretoria: JL van Schaik.
4. Barrientos, A., Ferreira, M et al. (2003). *Non-contributory pensions and poverty prevention: A comparative study in Brazil and South Africa*. Help Age International.
5. Blaikie, N. (2000). *Designing Social Research*. Cambridge: Polity Press.
6. Bless, C. & Higson-Smith, C. (1995). *Social Research Method: An African Perspective*. Cape Town: Juta & Co.
7. Burden, T. (1998). *Social Policy and Welfare: A Clear Guide*. London: Pluto Press.
8. Casiem and Sreak. (2001). *Budgeting for Child Socio-economic Rights*. Cape Town: IDASA.
9. Chisholm, L. (1990). *Class, Colour and Gender in Child Welfare in South Africa*. South African Historical Journal, 23, 100-121.
10. Cooper, D.R. and Emory, C. (1995). *Business Research methods*. 5th ed. USA: Irwin, Inc.
11. *Committee for the Restructuring of Social Security Report*. 2001. Pretoria.
12. Cresswell, J.W. (1994). *Research Design: Qualitative and Quantitative Approaches*. London: Sage Publishers.

13. Department of Social Welfare and Population Development. (1998). *KZN Policy Speech*.
14. Department of Social Welfare website: [www. Socdev.gov.co.za](http://www.Socdev.gov.co.za).
15. The Department of Social Welfare and Population Development. August 2001. *Poverty Relief Program Database*. Durban Region Update.
16. Denscombe, M. 1998. *The good research guide*. Buckingham: Open University Press.
17. De Vos, A.S. (1998). *Research at grassroots: A primer for caring professions*. Pretoria: JL van Schaik Publishers.
18. De. Vos.A.S. (2002). *Research at Grass Roots for the Social Science and Human Service Profession*. Pretoria: Van Schalk Publisher.
19. Digby, A. (1989). *British Welfare Policy*. London: Faber and Faber.
20. Dixon, J. (1987). *Social Welfare in Africa*. London: Croon Helm.
21. Dixon, J & Scheurell, R. P. (1989). *Social Welfare in Developed Market Countries*. London: Routledge.
22. Egan & Cowan. (1979). *People in Systems: A model for development in the human service professions and education*. Monterrey: Brooks/Cole.
23. Grinnell, R.M. (1993). Group research design. In De Vos: *Research at grass roots*. Pretoria: JL van Schaik.
24. Ginsberg, L.H. (1983). *The Practice of Social Work in Public Welfare*. New York: The Free Press.
25. Guthrie, T. (2001- 2002). *Options and Improvements for Social Security for children in South Africa*: National Workshop on Social Security for Children in South Africa. Cape Town.

26. Guhtrie, I. (2001). *Social Security for Children in South Africa*: Submission made to the Committee of Inquiry into a comprehensive Social Security System. Cape Town.
27. Haarman, D. (1999). *The Living Conditions of South African Children*. AFReC, Research Monograph No.9.
28. Hindson, D. (1987). *Pass Controls and the Urban African Proletariat*. Johannesburg: Ravan Press.
29. Johnson, L.C. & Schwartz, C.L. (1994). *Social Welfare: A Response to Human Need*. 3rd ed. Boston: Allyn and Bacon.
30. Leedy, P.D. (1993). *Practical research: Planning and design*. 5th ed. New York: Macmillan.
31. Leiby, J. (1978). *A History of Social Welfare and Social Work in the United States*. New York: Columbia University Press.
32. Le Roux, P. (2001). *Possible future routes for social policy: An Economist's perspective*. Presentation made to the Transforming Social Security Workshop.
33. Lund. (1996). *Report for the Child and Family Support*. Pretoria.
34. MacPherson, S. & Midgely, J. (1987). *Comparative Social Policy and the Third World*. Sussex: Wheatsheaf Books.
35. Marlow, C. (1998). *Research Methods for Generalist Social Work*. International Thomson Editors.
36. Mlotshwa, N. (2002), *Attitudes and Perceptions of Single Mothers in Bhambayi regarding the Child Support Grant as a means to alleviate poverty*. Durban: University of Natal.

37. Mouton, J & Marias, H.C., (1990). *Basic Concepts in Methodology of Social Sciences*. Pretoria: HSRC Publishers.
38. Neuman, W.L. (2000). *Social research methods: Qualitative and Quantitative Approaches*. 4th ed. Boston: Allyn & Bacon.
39. New Dictionary for Social Workers. (1995). Revised and comprehensive Edition: Terminology Committee for Social Work. Pretoria: State Printers.
40. Oliver, M.P. et al (eds)(1999). *Social Security Law: General Principles*. South Africa: Butterworths.
41. Olorunsola, V.A.(1972). *The Politics of Cultural Sub-Nationalism in Africa*. New York: Doudleyday.
42. Patel, L. (1992). *Restructuring Social Welfare- Options for South Africa*. Johannesburg: Ravan Press.
43. Proudlock, P. (2003) *Social Security Policy and Reform Update*. Paper produced for ACCESS.
44. Reconstruction and Development. (1995). *Key indicators of poverty in South Africa*. Pretoria: Ministry in the Office of the President.
45. Rothman, J & Thomas, E.J. (1994). *Intervention research: Design and development for human service*. New York: Harworth.
46. South African Law Commission (December 2001). Review of the Child Care Act. *Discussion paper 103: Project 110*.
47. Social Assistance Act 59 of 1992.
48. Thomas, E.J. (1992). Developmental Research: A model for interventional innovation. In Grinnel, R.J. *Social work research and evaluation*. Itasca: Peacock.

49. Thyer, B.A. (1993). Single system research design. In De Vos: *Research at grass roots*. Pretoria: JL van Schaik.
50. UN Convention on the Rights of the Child: 1995.
51. World Wide Web
Draft Bill for children, from <http://www.polity.org.za> (Accessed on 5-10-2003).
52. World Wide Web
Grants for children, from <http://www.cab.kabissa.org/childcar.htm> (Accessed on 9-12-2003).
53. World Wide Web
Social security policy and law reform update. (2003), from <http://www.aces.orq.za>.
(Accessed on 5-10-2003)
54. White Paper for Social Welfare (1997:10)

--	--	--	--	--

**APPENDIX A
QUESTIONNAIRE
INTERVIEW QUESTIONNAIRE FOR THE RECEIPTS OF THE CHILD SUPPORT GRANT**

SECTION 1 - PARTICULARS OF EACH PERSON IN THE HOUSEHOLD

		Person (respondent) number									
Ask who the <u>head</u> (or the <u>acting head</u>) of the household is		01 Head/ Acting head	02	03	04	05	06	07	08	09	10
1.1	<p>First name Write down first name of each member of the household, starting with the head or acting head.</p> <p>If more than one head or acting head, take the oldest.</p> <p>Write sideways if necessary.</p>										
1.2	<p>Is a male or a female? 1 = Male 2 = Female</p>	<input type="checkbox"/> 1 <input type="checkbox"/> 2	<input type="checkbox"/> 1 <input type="checkbox"/> 2	<input type="checkbox"/> 1 <input type="checkbox"/> 2	<input type="checkbox"/> 1 <input type="checkbox"/> 2	<input type="checkbox"/> 1 <input type="checkbox"/> 2	<input type="checkbox"/> 1 <input type="checkbox"/> 2	<input type="checkbox"/> 1 <input type="checkbox"/> 2	<input type="checkbox"/> 1 <input type="checkbox"/> 2	<input type="checkbox"/> 1 <input type="checkbox"/> 2	<input type="checkbox"/> 1 <input type="checkbox"/> 2
1.3	<p>How old is? (In completed years - In whole numbers) Less than 1 year = 00.</p>										
1.4	<p>What population group does belong to? 1 = African/Black 2 = Coloured 3 = Indian/Asian 4 = White 5 = Other, specify</p>	<input type="checkbox"/> 1 <input type="checkbox"/> 2 <input type="checkbox"/> 3 <input type="checkbox"/> 4 <input type="checkbox"/> 5	<input type="checkbox"/> 1 <input type="checkbox"/> 2 <input type="checkbox"/> 3 <input type="checkbox"/> 4 <input type="checkbox"/> 5	<input type="checkbox"/> 1 <input type="checkbox"/> 2 <input type="checkbox"/> 3 <input type="checkbox"/> 4 <input type="checkbox"/> 5	<input type="checkbox"/> 1 <input type="checkbox"/> 2 <input type="checkbox"/> 3 <input type="checkbox"/> 4 <input type="checkbox"/> 5	<input type="checkbox"/> 1 <input type="checkbox"/> 2 <input type="checkbox"/> 3 <input type="checkbox"/> 4 <input type="checkbox"/> 5	<input type="checkbox"/> 1 <input type="checkbox"/> 2 <input type="checkbox"/> 3 <input type="checkbox"/> 4 <input type="checkbox"/> 5	<input type="checkbox"/> 1 <input type="checkbox"/> 2 <input type="checkbox"/> 3 <input type="checkbox"/> 4 <input type="checkbox"/> 5	<input type="checkbox"/> 1 <input type="checkbox"/> 2 <input type="checkbox"/> 3 <input type="checkbox"/> 4 <input type="checkbox"/> 5	<input type="checkbox"/> 1 <input type="checkbox"/> 2 <input type="checkbox"/> 3 <input type="checkbox"/> 4 <input type="checkbox"/> 5	<input type="checkbox"/> 1 <input type="checkbox"/> 2 <input type="checkbox"/> 3 <input type="checkbox"/> 4 <input type="checkbox"/> 5
1.5	<p>Is there any other person residing in this household, than those already mentioned, who is not presently here?</p>	<input type="checkbox"/> YES <input type="checkbox"/> NO	→ If "Yes", Go back to 1.1								




SECTION 2 - THIS SECTION COVERS PARTICULARS OF EACH PERSON IN THE HOUSEHOLD

Start from the left (person number 01) and complete section 1 for each person in the household separately.

		01	02	03	04	05	06	07	08	09	10
2.1	What is 's relationship to the head of the household? (i.e. to the person in column 1)										
	1 = Mark the head/acting head	<input type="checkbox"/> 1	<input type="checkbox"/> 1	<input type="checkbox"/> 1	<input type="checkbox"/> 1	<input type="checkbox"/> 1	<input type="checkbox"/> 1	<input type="checkbox"/> 1	<input type="checkbox"/> 1	<input type="checkbox"/> 1	<input type="checkbox"/> 1
	2 = Husband/Wife/Partner	<input type="checkbox"/> 2	<input type="checkbox"/> 2	<input type="checkbox"/> 2	<input type="checkbox"/> 2	<input type="checkbox"/> 2	<input type="checkbox"/> 2	<input type="checkbox"/> 2	<input type="checkbox"/> 2	<input type="checkbox"/> 2	<input type="checkbox"/> 2
	3 = Son/Daughter/Step Child/Adopted Child	<input type="checkbox"/> 3	<input type="checkbox"/> 3	<input type="checkbox"/> 3	<input type="checkbox"/> 3	<input type="checkbox"/> 3	<input type="checkbox"/> 3	<input type="checkbox"/> 3	<input type="checkbox"/> 3	<input type="checkbox"/> 3	<input type="checkbox"/> 3
	4 = Brother/Sister	<input type="checkbox"/> 4	<input type="checkbox"/> 4	<input type="checkbox"/> 4	<input type="checkbox"/> 4	<input type="checkbox"/> 4	<input type="checkbox"/> 4	<input type="checkbox"/> 4	<input type="checkbox"/> 4	<input type="checkbox"/> 4	<input type="checkbox"/> 4
	5 = Father/Mother	<input type="checkbox"/> 5	<input type="checkbox"/> 5	<input type="checkbox"/> 5	<input type="checkbox"/> 5	<input type="checkbox"/> 5	<input type="checkbox"/> 5	<input type="checkbox"/> 5	<input type="checkbox"/> 5	<input type="checkbox"/> 5	<input type="checkbox"/> 5
	6 = Grandparent/Great Grandparent	<input type="checkbox"/> 6	<input type="checkbox"/> 6	<input type="checkbox"/> 6	<input type="checkbox"/> 6	<input type="checkbox"/> 6	<input type="checkbox"/> 6	<input type="checkbox"/> 6	<input type="checkbox"/> 6	<input type="checkbox"/> 6	<input type="checkbox"/> 6
	7 = Grandchild/Great Grandchild	<input type="checkbox"/> 7	<input type="checkbox"/> 7	<input type="checkbox"/> 7	<input type="checkbox"/> 7	<input type="checkbox"/> 7	<input type="checkbox"/> 7	<input type="checkbox"/> 7	<input type="checkbox"/> 7	<input type="checkbox"/> 7	<input type="checkbox"/> 7
	8 = Other relative (e.g. in-laws or aunt/uncle)	<input type="checkbox"/> 8	<input type="checkbox"/> 8	<input type="checkbox"/> 8	<input type="checkbox"/> 8	<input type="checkbox"/> 8	<input type="checkbox"/> 8	<input type="checkbox"/> 8	<input type="checkbox"/> 8	<input type="checkbox"/> 8	<input type="checkbox"/> 8
9 = Non-related persons	<input type="checkbox"/> 9	<input type="checkbox"/> 9	<input type="checkbox"/> 9	<input type="checkbox"/> 9	<input type="checkbox"/> 9	<input type="checkbox"/> 9	<input type="checkbox"/> 9	<input type="checkbox"/> 9	<input type="checkbox"/> 9	<input type="checkbox"/> 9	
2.2	What is 's present marital status?										
	1 = Married or living together as husband and wife	<input type="checkbox"/> 1	<input type="checkbox"/> 1	<input type="checkbox"/> 1	<input type="checkbox"/> 1	<input type="checkbox"/> 1	<input type="checkbox"/> 1	<input type="checkbox"/> 1	<input type="checkbox"/> 1	<input type="checkbox"/> 1	<input type="checkbox"/> 1
	2 = Widow/Widower	<input type="checkbox"/> 2	<input type="checkbox"/> 2	<input type="checkbox"/> 2	<input type="checkbox"/> 2	<input type="checkbox"/> 2	<input type="checkbox"/> 2	<input type="checkbox"/> 2	<input type="checkbox"/> 2	<input type="checkbox"/> 2	<input type="checkbox"/> 2
	3 = Divorced or Separated	<input type="checkbox"/> 3	<input type="checkbox"/> 3	<input type="checkbox"/> 3	<input type="checkbox"/> 3	<input type="checkbox"/> 3	<input type="checkbox"/> 3	<input type="checkbox"/> 3	<input type="checkbox"/> 3	<input type="checkbox"/> 3	<input type="checkbox"/> 3
4 = Never married	<input type="checkbox"/> 4	<input type="checkbox"/> 4	<input type="checkbox"/> 4	<input type="checkbox"/> 4	<input type="checkbox"/> 4	<input type="checkbox"/> 4	<input type="checkbox"/> 4	<input type="checkbox"/> 4	<input type="checkbox"/> 4	<input type="checkbox"/> 4	
2.3	Does 's spouse/partner live in this household?										
	1 = Yes	<input type="checkbox"/> 1	<input type="checkbox"/> 1	<input type="checkbox"/> 1	<input type="checkbox"/> 1	<input type="checkbox"/> 1	<input type="checkbox"/> 1	<input type="checkbox"/> 1	<input type="checkbox"/> 1	<input type="checkbox"/> 1	<input type="checkbox"/> 1
2 = No	<input type="checkbox"/> 2	<input type="checkbox"/> 2	<input type="checkbox"/> 2	<input type="checkbox"/> 2	<input type="checkbox"/> 2	<input type="checkbox"/> 2	<input type="checkbox"/> 2	<input type="checkbox"/> 2	<input type="checkbox"/> 2	<input type="checkbox"/> 2	
2.4	Which person is the spouse/partner of?										
	Give person number										

SECTION 3 – EDUCATION

	01	02	03	04	05	06	07	08	09	10
What is the highest level of education that has Completed?										
00 = No schooling	<input type="checkbox"/> 00	<input type="checkbox"/> 00	<input type="checkbox"/> 00	<input type="checkbox"/> 00	<input type="checkbox"/> 00	<input type="checkbox"/> 00	<input type="checkbox"/> 00	<input type="checkbox"/> 00	<input type="checkbox"/> 00	<input type="checkbox"/> 00
01 = Grade R/0	<input type="checkbox"/> 01	<input type="checkbox"/> 01	<input type="checkbox"/> 01	<input type="checkbox"/> 01	<input type="checkbox"/> 01	<input type="checkbox"/> 01	<input type="checkbox"/> 01	<input type="checkbox"/> 01	<input type="checkbox"/> 01	<input type="checkbox"/> 01
02 = Sub A/Grade 1	<input type="checkbox"/> 02	<input type="checkbox"/> 02	<input type="checkbox"/> 02	<input type="checkbox"/> 02	<input type="checkbox"/> 02	<input type="checkbox"/> 02	<input type="checkbox"/> 02	<input type="checkbox"/> 02	<input type="checkbox"/> 02	<input type="checkbox"/> 02
03 = Sub B/Grade 2	<input type="checkbox"/> 03	<input type="checkbox"/> 03	<input type="checkbox"/> 03	<input type="checkbox"/> 03	<input type="checkbox"/> 03	<input type="checkbox"/> 03	<input type="checkbox"/> 03	<input type="checkbox"/> 03	<input type="checkbox"/> 03	<input type="checkbox"/> 03
04 = Grade 3/Standard 1	<input type="checkbox"/> 04	<input type="checkbox"/> 04	<input type="checkbox"/> 04	<input type="checkbox"/> 04	<input type="checkbox"/> 04	<input type="checkbox"/> 04	<input type="checkbox"/> 04	<input type="checkbox"/> 04	<input type="checkbox"/> 04	<input type="checkbox"/> 04
05 = Grade 4/Standard 2	<input type="checkbox"/> 05	<input type="checkbox"/> 05	<input type="checkbox"/> 05	<input type="checkbox"/> 05	<input type="checkbox"/> 05	<input type="checkbox"/> 05	<input type="checkbox"/> 05	<input type="checkbox"/> 05	<input type="checkbox"/> 05	<input type="checkbox"/> 05
06 = Grade 5/Standard 3	<input type="checkbox"/> 06	<input type="checkbox"/> 06	<input type="checkbox"/> 06	<input type="checkbox"/> 06	<input type="checkbox"/> 06	<input type="checkbox"/> 06	<input type="checkbox"/> 06	<input type="checkbox"/> 06	<input type="checkbox"/> 06	<input type="checkbox"/> 06
07 = Grade 6/Standard 4	<input type="checkbox"/> 07	<input type="checkbox"/> 07	<input type="checkbox"/> 07	<input type="checkbox"/> 07	<input type="checkbox"/> 07	<input type="checkbox"/> 07	<input type="checkbox"/> 07	<input type="checkbox"/> 07	<input type="checkbox"/> 07	<input type="checkbox"/> 07
08 = Grade 7/Standard 5	<input type="checkbox"/> 08	<input type="checkbox"/> 08	<input type="checkbox"/> 08	<input type="checkbox"/> 08	<input type="checkbox"/> 08	<input type="checkbox"/> 08	<input type="checkbox"/> 08	<input type="checkbox"/> 08	<input type="checkbox"/> 08	<input type="checkbox"/> 08
09 = Grade 8/Standard 6/Form 1	<input type="checkbox"/> 09	<input type="checkbox"/> 09	<input type="checkbox"/> 09	<input type="checkbox"/> 09	<input type="checkbox"/> 09	<input type="checkbox"/> 09	<input type="checkbox"/> 09	<input type="checkbox"/> 09	<input type="checkbox"/> 09	<input type="checkbox"/> 09
10 = Grade 9/Standard 7/Form 2	<input type="checkbox"/> 10	<input type="checkbox"/> 10	<input type="checkbox"/> 10	<input type="checkbox"/> 10	<input type="checkbox"/> 10	<input type="checkbox"/> 10	<input type="checkbox"/> 10	<input type="checkbox"/> 10	<input type="checkbox"/> 10	<input type="checkbox"/> 10
11 = Grade 10/Standard 8/Form 3	<input type="checkbox"/> 11	<input type="checkbox"/> 11	<input type="checkbox"/> 11	<input type="checkbox"/> 11	<input type="checkbox"/> 11	<input type="checkbox"/> 11	<input type="checkbox"/> 11	<input type="checkbox"/> 11	<input type="checkbox"/> 11	<input type="checkbox"/> 11
12 = Grade 11/Standard 9/Form 4	<input type="checkbox"/> 12	<input type="checkbox"/> 12	<input type="checkbox"/> 12	<input type="checkbox"/> 12	<input type="checkbox"/> 12	<input type="checkbox"/> 12	<input type="checkbox"/> 12	<input type="checkbox"/> 12	<input type="checkbox"/> 12	<input type="checkbox"/> 12
13 = Grade 12/Standard 10/Form 5/Matric	<input type="checkbox"/> 13	<input type="checkbox"/> 13	<input type="checkbox"/> 13	<input type="checkbox"/> 13	<input type="checkbox"/> 13	<input type="checkbox"/> 13	<input type="checkbox"/> 13	<input type="checkbox"/> 13	<input type="checkbox"/> 13	<input type="checkbox"/> 13
14 = NTC I	<input type="checkbox"/> 14	<input type="checkbox"/> 14	<input type="checkbox"/> 14	<input type="checkbox"/> 14	<input type="checkbox"/> 14	<input type="checkbox"/> 14	<input type="checkbox"/> 14	<input type="checkbox"/> 14	<input type="checkbox"/> 14	<input type="checkbox"/> 14
15 = NTC II	<input type="checkbox"/> 15	<input type="checkbox"/> 15	<input type="checkbox"/> 15	<input type="checkbox"/> 15	<input type="checkbox"/> 15	<input type="checkbox"/> 15	<input type="checkbox"/> 15	<input type="checkbox"/> 15	<input type="checkbox"/> 15	<input type="checkbox"/> 15
16 = NTC III	<input type="checkbox"/> 16	<input type="checkbox"/> 16	<input type="checkbox"/> 16	<input type="checkbox"/> 16	<input type="checkbox"/> 16	<input type="checkbox"/> 16	<input type="checkbox"/> 16	<input type="checkbox"/> 16	<input type="checkbox"/> 16	<input type="checkbox"/> 16
17 = Diploma/certificate with less than Grade 12/Std 10	<input type="checkbox"/> 17	<input type="checkbox"/> 17	<input type="checkbox"/> 17	<input type="checkbox"/> 17	<input type="checkbox"/> 17	<input type="checkbox"/> 17	<input type="checkbox"/> 17	<input type="checkbox"/> 17	<input type="checkbox"/> 17	<input type="checkbox"/> 17
18 = Diploma/certificate with Grade 12/Std 10	<input type="checkbox"/> 18	<input type="checkbox"/> 18	<input type="checkbox"/> 18	<input type="checkbox"/> 18	<input type="checkbox"/> 18	<input type="checkbox"/> 18	<input type="checkbox"/> 18	<input type="checkbox"/> 18	<input type="checkbox"/> 18	<input type="checkbox"/> 18
19 = Degree	<input type="checkbox"/> 19	<input type="checkbox"/> 19	<input type="checkbox"/> 19	<input type="checkbox"/> 19	<input type="checkbox"/> 19	<input type="checkbox"/> 19	<input type="checkbox"/> 19	<input type="checkbox"/> 19	<input type="checkbox"/> 19	<input type="checkbox"/> 19
20 = Postgraduate degree or diploma	<input type="checkbox"/> 20	<input type="checkbox"/> 20	<input type="checkbox"/> 20	<input type="checkbox"/> 20	<input type="checkbox"/> 20	<input type="checkbox"/> 20	<input type="checkbox"/> 20	<input type="checkbox"/> 20	<input type="checkbox"/> 20	<input type="checkbox"/> 20
21 = Other (specify in column)	<input type="checkbox"/> 21	<input type="checkbox"/> 21	<input type="checkbox"/> 21	<input type="checkbox"/> 21	<input type="checkbox"/> 21	<input type="checkbox"/> 21	<input type="checkbox"/> 21	<input type="checkbox"/> 21	<input type="checkbox"/> 21	<input type="checkbox"/> 21
22 = Don't know	<input type="checkbox"/> 22	<input type="checkbox"/> 22	<input type="checkbox"/> 22	<input type="checkbox"/> 22	<input type="checkbox"/> 22	<input type="checkbox"/> 22	<input type="checkbox"/> 22	<input type="checkbox"/> 22	<input type="checkbox"/> 22	<input type="checkbox"/> 22



SECTION 4 - ACCOMMODATION

4.1	Indicate the type of main dwelling and other dwelling that the household occupies?	Main dwelling	Other dwelling
	01 = Dwelling/House or brick structure on a separate stand or yard or on farm	<input type="checkbox"/> 1	<input type="checkbox"/> 1
	02 = Traditional dwelling/Hut/Structure made of traditional materials	<input type="checkbox"/> 2	<input type="checkbox"/> 2
	03 = Flat or apartment in a block of flats	<input type="checkbox"/> 3	<input type="checkbox"/> 3
	04 = Town/Cluster/Semi-detached house (Simplex, Duplex or Triplex)	<input type="checkbox"/> 4	<input type="checkbox"/> 4
	05 = Unit in retirement village	<input type="checkbox"/> 5	<input type="checkbox"/> 5
	06 = Dwelling/House/Flat/room in backyard	<input type="checkbox"/> 6	<input type="checkbox"/> 6
	07 = Informal dwelling/Shack in backyard	<input type="checkbox"/> 7	<input type="checkbox"/> 7
	08 = Informal dwelling/Shack not in backyard, e.g. in an informal/squatter settlement or on farm	<input type="checkbox"/> 8	<input type="checkbox"/> 8
	09 = Room/Flat let	<input type="checkbox"/> 9	<input type="checkbox"/> 9
	10 = Caravan/Tent	<input type="checkbox"/> 10	<input type="checkbox"/> 10
	11 = Other, specify	<input type="checkbox"/> 11	<input type="checkbox"/> 11
4.2	What is the total number of rooms in the dwelling(s) that the household occupies? <i>Give the total number of rooms, including living rooms, bedrooms and kitchens, but excluding bathrooms and toilets.</i>		
4.3	In the past 12 months, did any child (17 years or younger) in this household go hungry because there wasn't enough food? 1 = Never 2 = Seldom 3 = Sometimes 4 = Often 5 = Always	<input type="checkbox"/> 1 <input type="checkbox"/> 2 <input type="checkbox"/> 3 <input type="checkbox"/> 4 <input type="checkbox"/> 5	

--	--	--	--	--

		01	02	03	04	05	06	07	08	09	10
4.4	Does any member of this household receive any of the following Welfare Grants?										
	1 = Old age pension	<input type="checkbox"/> 1	<input type="checkbox"/> 1	<input type="checkbox"/> 1	<input type="checkbox"/> 1	<input type="checkbox"/> 1	<input type="checkbox"/> 1	<input type="checkbox"/> 1	<input type="checkbox"/> 1	<input type="checkbox"/> 1	<input type="checkbox"/> 1
	2 = Disability grant	<input type="checkbox"/> 2	<input type="checkbox"/> 2	<input type="checkbox"/> 2	<input type="checkbox"/> 2	<input type="checkbox"/> 2	<input type="checkbox"/> 2	<input type="checkbox"/> 2	<input type="checkbox"/> 2	<input type="checkbox"/> 2	<input type="checkbox"/> 2
	3 = Child support grant	<input type="checkbox"/> 3	<input type="checkbox"/> 3	<input type="checkbox"/> 3	<input type="checkbox"/> 3	<input type="checkbox"/> 3	<input type="checkbox"/> 3	<input type="checkbox"/> 3	<input type="checkbox"/> 3	<input type="checkbox"/> 3	<input type="checkbox"/> 3
	4 = Care dependency grant	<input type="checkbox"/> 4	<input type="checkbox"/> 4	<input type="checkbox"/> 4	<input type="checkbox"/> 4	<input type="checkbox"/> 4	<input type="checkbox"/> 4	<input type="checkbox"/> 4	<input type="checkbox"/> 4	<input type="checkbox"/> 4	<input type="checkbox"/> 4
	5 = Foster care grant	<input type="checkbox"/> 5	<input type="checkbox"/> 5	<input type="checkbox"/> 5	<input type="checkbox"/> 5	<input type="checkbox"/> 5	<input type="checkbox"/> 5	<input type="checkbox"/> 5	<input type="checkbox"/> 5	<input type="checkbox"/> 5	<input type="checkbox"/> 5
	6 = Grant in aid	<input type="checkbox"/> 6	<input type="checkbox"/> 6	<input type="checkbox"/> 6	<input type="checkbox"/> 6	<input type="checkbox"/> 6	<input type="checkbox"/> 6	<input type="checkbox"/> 6	<input type="checkbox"/> 6	<input type="checkbox"/> 6	<input type="checkbox"/> 6
	7 = Social relief	<input type="checkbox"/> 7	<input type="checkbox"/> 7	<input type="checkbox"/> 7	<input type="checkbox"/> 7	<input type="checkbox"/> 7	<input type="checkbox"/> 7	<input type="checkbox"/> 7	<input type="checkbox"/> 7	<input type="checkbox"/> 7	<input type="checkbox"/> 7

4.5	What is the main source of income for this household?	
	1 = Salaries and/or wages	<input type="checkbox"/> 1
	2 = Remittances	<input type="checkbox"/> 2
	3 = Pensions and grants	<input type="checkbox"/> 3
	4 = Sales of farm products	<input type="checkbox"/> 4
	5 = Other non-farm income	<input type="checkbox"/> 5
	6 = No income	<input type="checkbox"/> 6

--	--	--	--	--

4.6	<p>What was the total household expenditure in the last month? Include everything that the household and its members spent money on, including food, clothing, transport, rent and rates, alcohol and tobacco, school fees, entertainment and any other expenses.</p> <p>01 = R 0 – R 399 02 = R 400 – R 799 03 = R 800 – R 1 199 04 = R 1 200 – R 1 799 05 = R 1 800 – R 2 499 06 = R 2 500 – R 4 999 07 = R 5 000 – R 9 999 08 = R10 000 or more 09 = Don't know 10 = Refuse</p>	<input type="checkbox"/> 01 <input type="checkbox"/> 02 <input type="checkbox"/> 03 <input type="checkbox"/> 04 <input type="checkbox"/> 05 <input type="checkbox"/> 06 <input type="checkbox"/> 07 <input type="checkbox"/> 08 <input type="checkbox"/> 09 <input type="checkbox"/> 10
------------	--	--

SECTION 5

How many dependent children do you have?	Male	Male	Female	Female
Ages				
01 = 0 -3	<input type="checkbox"/> 01	<input type="checkbox"/> 01	<input type="checkbox"/> 01	<input type="checkbox"/> 01
02 = 3 -5	<input type="checkbox"/> 02	<input type="checkbox"/> 02	<input type="checkbox"/> 02	<input type="checkbox"/> 02
03 = 5 -7	<input type="checkbox"/> 03	<input type="checkbox"/> 03	<input type="checkbox"/> 03	<input type="checkbox"/> 03
04 = 7-11	<input type="checkbox"/> 04	<input type="checkbox"/> 04	<input type="checkbox"/> 04	<input type="checkbox"/> 04
05 = 11-13	<input type="checkbox"/> 05	<input type="checkbox"/> 05	<input type="checkbox"/> 05	<input type="checkbox"/> 05
06 = 13-15	<input type="checkbox"/> 06	<input type="checkbox"/> 06	<input type="checkbox"/> 06	<input type="checkbox"/> 06
07 = 15-18	<input type="checkbox"/> 07	<input type="checkbox"/> 07	<input type="checkbox"/> 07	<input type="checkbox"/> 07

--

SECTION 6

What do you spend the child support grant on 1 = GROCERIES 2 = CLOTHES 3 = SCHOOL FEES 4 = MEDICAL EXPENCES	<input type="checkbox"/> 1 <input type="checkbox"/> 2 <input type="checkbox"/> 3 <input type="checkbox"/> 4
--	--

SECTION 7

Is the Child Support Grant of R 170.00 adequate to meet your expenses for the child? 1 = Yes 2 = No (If "NO" Answer Question 8)	<input type="checkbox"/> 1 <input type="checkbox"/> 2
---	--

SECTION 8

How much more income would you need to meet the expenses for the child? 1 = R200 2 = R400 3 = R600	<input type="checkbox"/> 1 <input type="checkbox"/> 2 <input type="checkbox"/> 3
4 = Other (Please specify)	R

--	--	--	--	--	--

SECTION 9

<p>Before you got the child support grant, How did you cope financially? (You may answer more than one).</p> <p>1 = Donations 2 = Welfare 3 = Begging 4 = Illegal Activities</p>		<input type="checkbox"/> 1 <input type="checkbox"/> 2 <input type="checkbox"/> 3 <input type="checkbox"/> 4
---	--	--

SECTION 10

10.1	<p>Do you agree: "The child support grant has improved the quality of life in my household?" (You may answer more than one).</p> <p>1 = Yes 2 = No</p>	<input type="checkbox"/> 1 <input type="checkbox"/> 2
10.2	<p>If "Yes" in which ways. (You may answer more than one).</p> <p>1 = Food 2 = Health 3 = Schooling 4 = Household</p>	<input type="checkbox"/> 1 <input type="checkbox"/> 2 <input type="checkbox"/> 3 <input type="checkbox"/> 4

SECTION 11

<p>What ages do you think the child support grant should cover?</p> <p>1 = 0 – 7 yrs 2 = 9 – 13 Yrs 3 = 13 – 18 Yrs</p>		<input type="checkbox"/> 1 <input type="checkbox"/> 2 <input type="checkbox"/> 3
--	--	--

--

SECTION 12

<p>Presently the ages for the grant are 0-13 yrs, do you think this is a fair age range for the child support grant?</p> <p>1 = Yes 2 = No (If "No" Answer the question below)</p>	<p><input type="checkbox"/> 1 <input type="checkbox"/> 2</p>
---	--

SECTION 13

<p>What are your plans when the child support grant terminates? (You may answer more than one).</p> <p>1 = Seek permanent Employment 2 = Apply for welfare assistance 3 = Uncertain</p>	<p><input type="checkbox"/> 1 <input type="checkbox"/> 2 <input type="checkbox"/> 3</p>
--	---

SECTION 14

<p>Do you have any other comments you would like to make about the child support grant?</p> <p>1 =Yes 2 =No (If "Yes" Please Explain)</p>	<p><input type="checkbox"/> 1 <input type="checkbox"/> 2</p>
--	--
